



## **DRM Content Format V2.0**

Draft Version 2.0 – 20 April-2004

---

**Open Mobile Alliance**  
OMA-DRM-DCF-V2\_0-200400420-D

Use of this document is subject to all of the terms and conditions of the Use Agreement located at <http://www.openmobilealliance.org/UseAgreement.html>.

Unless this document is clearly designated as an approved specification, this document is a work in process, is not an approved Open Mobile Alliance™ specification, and is subject to revision or removal without notice.

You may use this document or any part of the document for internal or educational purposes only, provided you do not modify, edit or take out of context the information in this document in any manner. Information contained in this document may be used, at your sole risk, for any purposes. You may not use this document in any other manner without the prior written permission of the Open Mobile Alliance. The Open Mobile Alliance authorizes you to copy this document, provided that you retain all copyright and other proprietary notices contained in the original materials on any copies of the materials and that you comply strictly with these terms. This copyright permission does not constitute an endorsement of the products or services. The Open Mobile Alliance assumes no responsibility for errors or omissions in this document.

Each Open Mobile Alliance member has agreed to use reasonable endeavors to inform the Open Mobile Alliance in a timely manner of Essential IPR as it becomes aware that the Essential IPR is related to the prepared or published specification. However, the members do not have an obligation to conduct IPR searches. The declared Essential IPR is publicly available to members and non-members of the Open Mobile Alliance and may be found on the “OMA IPR Declarations” list at <http://www.openmobilealliance.org/ipr.html>. The Open Mobile Alliance has not conducted an independent IPR review of this document and the information contained herein, and makes no representations or warranties regarding third party IPR, including without limitation patents, copyrights or trade secret rights. This document may contain inventions for which you must obtain licenses from third parties before making, using or selling the inventions. Defined terms above are set forth in the schedule to the Open Mobile Alliance Application Form.

NO REPRESENTATIONS OR WARRANTIES (WHETHER EXPRESS OR IMPLIED) ARE MADE BY THE OPEN MOBILE ALLIANCE OR ANY OPEN MOBILE ALLIANCE MEMBER OR ITS AFFILIATES REGARDING ANY OF THE IPR'S REPRESENTED ON THE “OMA IPR DECLARATIONS” LIST, INCLUDING, BUT NOT LIMITED TO THE ACCURACY, COMPLETENESS, VALIDITY OR RELEVANCE OF THE INFORMATION OR WHETHER OR NOT SUCH RIGHTS ARE ESSENTIAL OR NON-ESSENTIAL.

THE OPEN MOBILE ALLIANCE IS NOT LIABLE FOR AND HEREBY DISCLAIMS ANY DIRECT, INDIRECT, PUNITIVE, SPECIAL, INCIDENTAL, CONSEQUENTIAL, OR EXEMPLARY DAMAGES ARISING OUT OF OR IN CONNECTION WITH THE USE OF DOCUMENTS AND THE INFORMATION CONTAINED IN THE DOCUMENTS.

© 2004 Open Mobile Alliance Ltd. All Rights Reserved.

Used with the permission of the Open Mobile Alliance Ltd. under the terms set forth above.

# Contents

<b>1. SCOPE</b> .....	<b>5</b>
<b>2. REFERENCES</b> .....	<b>6</b>
<b>2.1 NORMATIVE REFERENCES</b> .....	<b>6</b>
<b>2.2 INFORMATIVE REFERENCES</b> .....	<b>6</b>
<b>3. TERMINOLOGY AND CONVENTIONS</b> .....	<b>8</b>
<b>3.1 CONVENTIONS</b> .....	<b>8</b>
<b>3.2 DEFINITIONS</b> .....	<b>8</b>
<b>3.3 ABBREVIATIONS</b> .....	<b>8</b>
<b>4. INTRODUCTION</b> .....	<b>10</b>
<b>5. DRM CONTENT FORMAT</b> .....	<b>11</b>
<b>5.1 ISO BASE MEDIA FILE FORMAT</b> .....	<b>11</b>
5.1.1 ISO File structure (INFORMATIVE).....	11
<b>5.2 COMMON BOXES</b> .....	<b>12</b>
5.2.1 Common Headers Box.....	12
5.2.2 Textual Headers .....	14
5.2.3 Extended Headers .....	17
5.2.4 Free Space Box .....	17
<b>5.3 DCF HASH CALCULATION</b> .....	<b>18</b>
<b>6. DISCRETE MEDIA PROFILE (DCF)</b> .....	<b>19</b>
<b>6.1 DCF MIME TYPE</b> .....	<b>19</b>
<b>6.2 DCF FILE FORMAT</b> .....	<b>19</b>
6.2.1 OMA Constraints on ISO Format .....	19
6.2.2 File Branding .....	19
<b>6.3 OVERALL STRUCTURE</b> .....	<b>20</b>
6.3.1 OMA DRM Container Box.....	21
6.3.2 Discrete Media Headers Box .....	21
6.3.3 Content Object Box.....	23
6.3.4 Extended Boxes .....	24
<b>6.4 MULTIPLE OMA DRM CONTAINERS</b> .....	<b>24</b>
6.4.1 Referencing Multipart Objects.....	24
<b>6.5 ADDITIONAL EXTENSIONS</b> .....	<b>25</b>
<b>7. CONTINUOUS MEDIA PROFILE (PDCF)</b> .....	<b>26</b>
<b>7.1 PDCF FILE FORMAT</b> .....	<b>26</b>
7.1.1 DRM Scheme Type.....	27
7.1.2 Scheme Information.....	27
7.1.3 OMA DRM Key Management System.....	27
7.1.4 Access Unit Format.....	27
<b>7.2 PDCF STREAMING FORMAT (INFORMATIVE)</b> .....	<b>28</b>
7.2.1 RTP Payload .....	28
7.2.2 Session signalling.....	29
<b>APPENDIX A. STATIC CONFORMANCE REQUIREMENTS (NORMATIVE)</b> .....	<b>30</b>
<b>A.1 CLIENT CONFORMANCE REQUIREMENTS</b> .....	<b>30</b>
<b>A.2 CLIENT CONFORMANCE REQUIREMENTS FOR THE PDCF FORMAT</b> .....	<b>30</b>
<b>APPENDIX B. RESERVED NUMBERS (INFORMATIVE)</b> .....	<b>31</b>
<b>APPENDIX C. CHANGE HISTORY (INFORMATIVE)</b> .....	<b>32</b>

## Figures

Figure 1: DCF file header and body.....	20
Figure 2: DCF structure.....	20
Figure 3: Data Length and IV.....	24
Figure 4: Example PDCF Structure.....	26

## Tables

Table 1. Algorithm-id values.....	13
Table 2. PaddingScheme values.....	13
Table 3. Group ID box fields.....	17
Table 4: OMA DRM transaction tracking header field .....	18
Table 5: OMA DRM Rights Object box fields .....	18
Table 6: Logical DCF box structure diagram .....	20
Table 7. OMA DRM Discrete Media header fields.....	22
Table 8: IconURI box .....	23
Table 9: InfoURL box .....	23
Table 10: Content Object box.....	24
Table 11: PDCF Scheme Type for OMA DRM.....	27
Table 12: PDCF Scheme Version for OMA DRM.....	27
Table 13: OMA DRM Headers in PDCF .....	27
Table 14: PDCF Access Unit Format .....	28
Table 15: Selective Encryption Indicator values.....	28
Table 16: Required OMA DRM specific parameters .....	29
Table 17: Reserved identifier constants in the DCF format.....	31
Table 18: Reserved OMA DRM specific identifier constants in the PDCF format .....	31

# 1. Scope

Open Mobile Alliance (OMA) specifications are the result of continuous work to define industry-wide interoperable mechanisms for developing applications and services that are deployed over wireless communication networks.

The scope of OMA “Digital Rights Management” (DRM) is to enable the distribution and consumption of digital content in a controlled manner. The content is distributed and consumed on authenticated devices per the usage rights expressed by the content owners. OMA DRM work addresses the various technical aspects of this system by providing appropriate specifications for content formats, protocols, and rights expression languages.

A number of DRM specifications have already been defined within the OMA. See [DRM-v1], [DRMCF-v1] and [DRMREL-v1] for more information.

The scope for this specification is to define the content format for DRM protected encrypted media objects and associated metadata. This specification addresses the specific format mechanisms defined in the Release 2 “*Digital Rights Management*” specification [DRM-v2].

## 2. References

### 2.1 Normative References

- [AES] "Recommendation of Block Cipher Modes of Operation", NIST, NIST Special Publication 800-38A, URL:<http://www.nist.gov/>
- [DRMREL-v2] "DRM Rights Expression Language", Open Mobile Alliance™, Version 2.0, OMA-DRM-DRMREL-v2\_0, <http://www.openmobilealliance.org/>
- [DRM-v2] "Digital Rights Management", Open Mobile Alliance™, Version 2.0, OMA-DRM-DRM-v2\_0, URL:<http://www.openmobilealliance.org/>
- [IOPPROC] "OMA Interoperability Policy and Process", Version 1.1, Open Mobile Alliance(tm), OMA-IOP-Process-V1\_1, URL:<http://www.openmobilealliance.org/>
- [ISO14496-12] "Information technology — Coding of audio-visual objects – Part 12: ISO Base Media File Format", International Organisation for Standardisation, ISO/IEC 14496-12, 2003
- [RFC2119] "Key words for use in RFCs to Indicate Requirement Levels", S. Bradner, March 1997, URL:<http://www.ietf.org/rfc/rfc2119.txt>
- [RFC2234] "Augmented BNF for Syntax Specifications: ABNF", D. Crocker, Ed., P. Overell, November 1997, URL:<http://www.ietf.org/rfc/rfc2234.txt>
- [RFC2326] "Real Time Streaming Protocol (RTSP)", Schulzrinne H., Rao A. and Lanphier R., April 1998
- [RFC2327] "SDP: Session Description Protocol", IETF RFC 2327, Handley M. and Jacobson V., April 1998
- [RFC2392] "Content-ID and Message-ID Uniform Resource Locators", E. Levinson, August 1998, URL:<http://www.ietf.org/rfc/rfc2392.txt>
- [RFC2396] "Uniform Resource Identifiers (URI): Generic Syntax", T. Berners-Lee et al, August 1998, URL:<http://www.ietf.org/rfc/rfc2396.txt>
- [RFC2616] "Hypertext Transfer Protocol -- HTTP/1.1", R. Fielding, et al, June 1999, URL:<http://www.ietf.org/rfc/rfc2616.txt>
- [RFC2630] "Cryptographic Message Syntax", R. Housley, June 1999, URL:<http://www.ietf.org/rfc/rfc2630.txt>
- [RFC3550] "RTP: A Transport Protocol for Real-Time Applications", Schulzrinne H. et al., July 2003
- [TS26.244] "Transparent end-to-end Packet-switched Streaming Service (PSS); File Format", The Third Generation Partnership Project, Version 1.2.0, TS-26.244, URL:<http://www.3gpp.org/>

### 2.2 Informative References

- [C.S0045] "Multimedia Messaging Service (MMS) Media Format and Codecs for cdma2000 Spread Spectrum Systems" ", Version 1.0, 3GPP2, C.S0045-0v1.0 Multimedia Messaging Service (MMS) Media Format and Codecs for cdma2000 Spread Spectrum Sys, [URL:http://www.3gpp2.org/](http://www.3gpp2.org/)
- [C.S0050] "File Formats for Multimedia Specifications", 3GPP2, Version 1.0, C.S0050-0v1.0 3GPP2 File Formats for Multimedia Specifications, URL:[http://www.3gpp2.org/Public\\_html/specs/C.S0050-0\\_v1.0\\_121503.pdf](http://www.3gpp2.org/Public_html/specs/C.S0050-0_v1.0_121503.pdf)
- [DRMCF-v1] "DRM Content Format", Open Mobile Alliance™, Version 1.0, OMA-DRM-DRMCF-v1\_0, URL:<http://www.openmobilealliance.org/>
- [DRMREL-v1] "DRM Rights Expression Language", Open Mobile Alliance™, Version 1.0, OMA-DRM-DRMREL-v1\_0, URL:<http://www.openmobilealliance.org/>

- [DRM-v1] “Digital Rights Management”, Open Mobile Alliance™, Version 1.0, OMA-Download-DRM-v1\_0, URL:<http://www.openmobilealliance.org/>
- [ISO7498-2] ISO/IEC 7498: “Information processing systems -- Open Systems Interconnection --- Basic Reference Model - Part 2: Security Architecture”, International Organisation for Standardisation, ISO/IEC 7498
- [TS26.234] “Transparent end-to-end packet-switched streaming service (PSS); Protocols and Codecs”, Version 0.4.0, The Third Generation Partnership Project, Version 0.4.0, TS-26.234, URL:<http://www.3gpp.org/>
- [WSP] “Wireless Session Protocol”, WAP Forum™, WAP-230-WSP, URL:<http://www.openmobilealliance.org/>

## 3. Terminology and Conventions

### 3.1 Conventions

The key words “MUST”, “MUST NOT”, “REQUIRED”, “SHALL”, “SHALL NOT”, “SHOULD”, “SHOULD NOT”, “RECOMMENDED”, “MAY”, and “OPTIONAL” in this document are to be interpreted as described in [RFC2119].

All sections and appendixes, except “Scope” and “Introduction”, are normative, unless they are explicitly indicated to be informative.

### 3.2 Definitions

<b>Box</b>	A data structure derived from the “Box” definition in [ISO14496-12].
<b>Composite Object</b>	A Media Object that contains one or more Media Objects by means of inclusion e.g. DRM messages, zip files.
<b>Confidentiality</b>	The property that information is not made available or disclosed to unauthorised individuals, entities or processes. (From [ISO 7498-2])
<b>Content</b>	One or more Media Objects.
<b>Content Issuer</b>	The entity making content available to the DRM Agent; the entity whose Content is being Protected.
<b>Content Object</b>	A single piece of Content contained in a DCF data structure. A Content Object may be DRM Content or unprotected Content.
<b>Continuous Media</b>	Content which is inherently time-based, i.e. might have an implicit or explicit duration and requires multiple iterations of an algorithm to produce a continuous media experience to a User, such as video or audio.
<b>Device</b>	A Device is a user equipment with a DRM Agent. The Device MAY include a smartcard module (e.g. a SIM) or not depending upon implementation.
<b>Discrete Media</b>	Content that can be rendered with a single pass of an algorithm to interpret the media content, media that itself does not contain an element of time, such as still images or web pages.
<b>DRM Agent</b>	The entity in the Device that manages Permissions for Media Objects on the Device.
<b>DRM Content</b>	Media Objects that are consumed according to a set of Permissions in a Rights Object.
<b>Integrity</b>	The property that data has not been altered or destroyed in an unauthorised manner.
<b>Media Object</b>	A digital work e.g. a ringing tone, a screen saver, a Java game or a Composite Object.
<b>Permission</b>	Actual usages or activities allowed (by the Rights Issuer) over DRM Content.
<b>Rights Issuer</b>	An entity that issues Rights Objects to OMA DRM Conformant Devices.
<b>Rights Object</b>	A collection of Permissions, Constraints and other attributes which define under what circumstances access is granted to, and what usages are defined for, DRM Content. All OMA DRM Conformant Devices must adhere to the Rights Object associated with DRM content.
<b>User</b>	The human user of a Device. The User does not necessarily own the Device.

### 3.3 Abbreviations

<b>3GPP</b>	3rd Generation Partnership Project
<b>4CC</b>	Four Character Code
<b>AES</b>	Advanced Encryption Standard
<b>CBC</b>	Cipher Block Chaining
<b>CEK</b>	Content Encryption Key
<b>CTR</b>	Counter Mode

---

<b>DCF</b>	DRM Content Format
<b>DRM</b>	Digital Rights Management
<b>HTTP</b>	Hypertext Transfer Protocol
<b>ISO</b>	International Standards Organization
<b>MIME</b>	Multipurpose Internet Mail Extensions
<b>OMA</b>	Open Mobile Alliance
<b>PDCF</b>	Packetized DRM Content Format
<b>PSS</b>	Packet switched Streaming Service
<b>RFC</b>	Request For Comments
<b>RO</b>	Rights Object
<b>ROAP</b>	Rights Object Acquisition Protocol
<b>RTP</b>	Real time Transport Protocol
<b>RTSP</b>	Real Time Streaming Protocol
<b>SDL</b>	Syntactic Description Language
<b>SDP</b>	Session Description Protocol
<b>URI</b>	Uniform Resource Indicator
<b>URL</b>	Uniform Resource Locator

## 4. Introduction

Within OMA DRM, Media Objects are encrypted and packaged into a specific format, the DRM Content Format (DCF). The DCF can be delivered separately from an associated Rights Object, which contains the encryption key used to encrypt the Media Object. This specification defines the DRM Content Format.

The DRM Content Format is closely related to the Rights Expression Language specification [DRMREL-v2], which defines the syntax and semantics for the Rights Objects.

In addition to encrypting the Media Object the DRM Content Format supports metadata such as

- Original content type of the media object
- Unique identifier for this DRM protected Media Object to associate it with rights
- Information about the encryption details
- Information about the rights issuing service for this DRM protected media object
- Extensions and other media type dependent metadata

The file format is extensible, so additional features may be added in the future while maintaining compatibility with the older versions. Compatibility with the version 1 Content Format [DRMCF-v1] is not maintained by this specification, therefore a different MIME type is used.

There are two profiles of the DRM Content Format. One is used for Discrete Media (such as still images) and one for Continuous Media (such as music or video). The profiles share some data structures. Both profiles are based on a widely accepted and deployed standard format, the ISO Base Media File format [ISO14496-12], but the Discrete Media profile is meant to be an all-purpose format, not aiming for full compatibility with ISO media files.

The Content Issuer can decide which profile to use for their content, but in general, the profile for Continuous Media should be used for Continuous Media content, in order to create a harmonious user experience. The Discrete Media profile should be used for other types of content. To a User, the difference is that a file conforming to the Discrete Media profile looks like a DRM protected file, whereas a file conforming to the Continuous Media profile looks and functions like a media file to the outside.

## 5. DRM Content Format

There are two DRM Content Format profiles:

- DCF: The first profile is used to package and protect Discrete Media (i.e. ring tones, applications, images, etc.) The Discrete Media profile allows you to wrap any content in an envelope (DCF). That content is then encrypted as a single object agnostic of the contents internal structure and layout. This specification defines the Discrete Media format based on the types of the ISO base media file format [ISO14496-12], instead of WSP types [WSP] used in Version 1 [DRMCF-v1]. By using the ISO principles, the DCF format maintains the extensible nature of the ISO format, while keeping overhead minimal. A Device defined in [DRM-v2] MUST support the DCF format as defined in this specification. In addition, version 1 DCF as defined in [DRMCF-v1] MAY be supported.
- PDCF: The second profile is used to protect Continuous Media (e.g. Audio and Video.) Continuous media is protected in a separate profile because it is packetized and thus the profile is called the Packetized DCF (PDCF). Applications that read and parse Continuous Media are meant to work on the file on a packet-by-packet basis. To facilitate the playback of protected Continuous Media, the storage format needs to be structured in such a way that the packets are individually protected. This structurally aware packetization is also required in order to stream Continuous Media. An OMA DRM compliant streaming server MUST be able to understand the Content Format's structure in order to break the content into headers and packets that can be delivered to a client that understands the Content Format.

### 5.1 ISO Base Media File Format

The Discrete Media profile (DCF) is based on the ISO Base Media File Format data types and conventions as defined in [ISO14496-12]. The actual data structures and conformance to the profile is defined in this specification. If a DCF includes data structures or functionalities not conforming to this specification, a compliant file parser MAY ignore these.

The Continuous Media profile (PDCF) is also based on the ISO base media file format, but this specification adds support for OMA DRM 2.0 key management on top of existing ISO derived file formats supporting encrypted media content. By default, this specification addresses the DCF format, with an additional indication if a specified data structure is also used in the PDCF format.

#### 5.1.1 ISO File structure

(INFORMATIVE)

This section is informative and is based on the ISO Base Media File Format specification [ISO14496-12].

The ISO base media file format is structured around an object-oriented design of boxes. A basic box has two mandatory fields, *length* and *type*. The *type* identifier is used to dynamically bind a box to a statically defined type and the *size* is an offset from start to the end of the box. A Box type identifier is a *Unique Identifier Number*. List of reserved numbers can be found in Appendix B. The identifier is constructed from four bytes, each representing a human-readable character, thus the name *Four Character Code* (4CC).

The ISO base format uses a language called Syntax Description Language (SDL) for defining data structures. SDL has similarities with some programming languages and supports object orientation. The box class is the superclass for all structures containing data in the file format.

A basic box is defined as:

```
aligned(8) class Box (unsigned int(32) boxtype, optional unsigned int(8)[16] extended_type) {
    unsigned int(32) size;
    unsigned int(32) type = boxtype;
    if (size==1) {
        unsigned int(64) largesize;
    } else if (size==0) {
        // box extends to end of file
    }
    if (boxtype=='uuid') {
```

```

        unsigned int(8)[16] usertype = extended_type;
    }
}

```

Box alignment is by default to the next byte boundary in the end of the box. Extra padding should not be needed as all data types in e.g. the DCF are terminated on byte boundaries.

Since one of the design goals for the DCF is extensibility, it is important to carry version information with each data type. The ISO specification has a predefined type to support this, the FullBox, which is derived from the simple Box base class.

```

aligned(8) class FullBox(unsigned int(32) type, unsigned int(8) v, bit(24) f) extends Box(type) {
    unsigned int(8) version = v;
    bit(24) flags = f;
}

```

Extending a parent class has similar semantics as in many programming languages; the parent class data members precede the child class definitions. A representation of the FullBox above is:

Name	Type	Value
Size	unsigned int(32)	Offset to the end of the box
Type	unsigned int(32)	Box type 4CC
Version	unsigned int(8)	Version field
Flags	unsigned int(24)	Additional flags

The numeric fields in the ISO format are in network byte order.

## 5.2 Common Boxes

### 5.2.1 Common Headers Box

```

aligned(8) class OMADRMCommonHeaders extends FullBox('ohdr', version, 0) {
    unsigned int(8)      EncryptionMethod;    // Encryption method
    unsigned int(8)      EncryptionPadding;   // Padding type
    unsigned int(64)     PlaintextLength;     // Plaintext content length in bytes
    unsigned int(16)     ContentIDLength;     // Length of ContentID field in bytes
    unsigned int(16)     RightsIssuerURLLength; // Rights Issuer URL field length in bytes
    unsigned int(16)     TextualHeadersLength; // Length of the TextualHeaders array in bytes
    char                 ContentID[];        // Content ID string
    char                 RightsIssuerURL[];  // Rights Issuer URL string
    string               TextualHeaders[];   // Additional headers as Name:Value pairs
    Box                  ExtendedHeaders[];  // Extended headers boxes
}

```

The Common Headers box defines a structure for the required headers. Their semantics are defined in the sections below. This box **MUST** appear in both DCF and PDCF. This box includes the mandatory headers as fixed fields and provides a mechanism to insert additional headers as arbitrary name value pairs. For application in DCF and PDCF, see sections 6.3.2 and 7.1.3.1 for details.

A Device **MUST NOT** modify any of the fields in the Common Headers box.

#### 5.2.1.1 Common Headers Version

The *version* field of the FullBox defines which version of DRM Content Format specification was used by the author of the Content Object. The value for *version* **MUST** be 0 for objects conforming to this specification.

### 5.2.1.2 EncryptionMethod Field

The *EncryptionMethod* field defines how the encrypted content can be decrypted. Values for the field are defined in the table below.

**Table 1. Algorithm-id values**

Algorithm-id	Value	Semantics
NULL	0x00	No encryption for this object. NULL encrypted Content Objects may be used without acquiring a Rights Object. Value of the <i>PaddingScheme</i> field MUST be 0.
AES_128_CBC	0x01	AES symmetric encryption as defined by NIST [AES]. 128 bit keys. Cipher block chaining mode (CBC). 128 bit initialization vector prefixing the ciphertext. Padding according to RFC 2630.
AES_128_CTR	0x02	AES symmetric encryption as defined by NIST [AES]. 128 bit keys. Counter mode (CTR). 128 bit IV is constructed using a unique counter that prefixes the ciphertext. No padding.

Rights Issuers should take care in using NULL *EncryptionMethod* because, given a null-encrypted Media Object within a DCF or PDCF, the following statements hold true:

- Null-encrypted Media Objects do not have any Confidentiality protection.
- Null-encrypted Media Objects can always be used without an associated Rights Object.
- Null-encrypted Media Objects may not have any integrity protection.

### 5.2.1.3 PaddingScheme Field

The *PaddingScheme* parameter defines how the last block of ciphertext is padded. Values of the *PaddingScheme* field are defined in the table below:

**Table 2. PaddingScheme values**

Padding-Scheme	Value	Semantics
None	0x00	No padding (e.g. when using NULL or CTR algorithm).
RFC_2630	0x01	Padding according to RFC 2630.

### 5.2.1.4 PlaintextLength Field

The *PlaintextLength* field defines the length of the original plaintext. If the content is encrypted, it MUST have a *PlaintextLength* value set. If the extracted content length does not match the *PlaintextLength* field value, it is an error and the Content Object MUST be discarded.

### 5.2.1.5 ContentIDLength Field

The *ContentIDLength* field defines the number of bytes occupied by the *ContentID* field. The value MUST be greater than zero. A Device MUST support ContentIDs of at least 256 bytes.

### 5.2.1.6 RightsIssuerURLLength Field

The *RightsIssuerURLLength* field indicates the number of bytes occupied by the *RightsIssuerURL* field. A Device MUST support RightsIssuerURLs of at least 256 bytes.

### 5.2.1.7 TextualHeadersLength Field

The *TextualHeadersLength* field indicates the number of bytes occupied by the *TextualHeaders* field. Although it is possible with this version of the parent box to implicitly determine the TextualHeaders field length from the box length, this might not be the case in future versions. Thus, conforming tools MUST use the TextualHeadersLength field. A Device MUST support textual headers of at least 2048 bytes total length.

### 5.2.1.8 ContentID Field

The *ContentID* field MUST contain a globally unique identifier for this Content Object. The value MUST be encoded using US-ASCII encoding.

The value MUST be a unique URI according to [RFC2396]. The use of globally unique *ContentID*'s is required for OMA DRM and it is the responsibility of the content author to guarantee the uniqueness of the *ContentID* within their own namespace.

If the Content Object is referenced from a DRM Rights Object, the value of the *ContentID* field MUST match the value of the referencing element of the Rights Object as defined in [DRMREL-v2].

### 5.2.1.9 RightsIssuerURL Field

The *RightsIssuerURL* field defines the Rights Issuer URL. The Rights Issuer URL MAY be used by the consuming Device to obtain Rights for this DRM Content. The mechanism is defined in OMA DRM specification [DRM-v2]. The value of the *RightsIssuerURL* field MUST be encoded using US-ASCII encoding. The length of this field is indicated by the *RightsIssuerURLLength* field.

The value of the *RightsIssuerURL* MUST be a URL according to [RFC2396], and MUST be an absolute identifier. The *RightsIssuerURL* MAY be empty e.g. if the Content Object is not encrypted.

## 5.2.2 Textual Headers

The *TextualHeaders* field MAY contain additional information about the content.

Textual headers are represented by name value pairs, where name and value are separated with a colon ':' and the pair is terminated with a NULL ('\0') character. A header (name value pair) MUST NOT include leading or trailing whitespace (such as '\r\n'). Further, a header name MUST NOT include a colon (':') character, as the first instance or the character will stop scanning for the header name. Header value MAY include colon characters as the value is always assumed to continue after the first colon until a NULL character is reached.

The next header name MUST begin immediately after the terminating NULL character of the previous header, if TextualHeadersLength is greater than the current scanning position. All headers MUST have a value, i.e. an empty value is not permitted.

The textual headers field continues until the TextualHeadersLength offset or the end of the box is reached. The TextualHeadersLength field MUST be used to determine the TextualHeaders field length.

An example representation of the textual headers:

```
Silent:on-demand;http://myissuer.com/silent?cid=428\0Preview:instant;cid:429@myissuer.com\0
```

Each supported header is defined using augmented Backus-Naur Form (BNF) [RFC2234]. The textual headers are encoded using UTF-8 encoding. Ordering of headers is significant, and the headers **MUST** be in the order of priority, from highest to lowest. This means that e.g. if the textual headers include both *Silent* and *Preview* headers, whichever appears first in the field is considered to have priority over the second.

### 5.2.2.1 Silent header

The *Silent* header is an indication to the client that the Rights Object for this DRM Content can be obtained silently from the Rights Issuer, without user interaction for payments, etc. The device **MAY** use this header to acquire the Rights Object.

```
Silent := "Silent" ":" silent-method ";" parameter
silent-method := token
parameter := silent-rights-url
silent-rights-url := token
```

silent-method	Semantics
"on-demand"	Rights should be acquired silently, on demand when the user chooses to play the content.
"in-advance"	Rights should be acquired in advance, at the earliest opportunity.

The parameter *silent-rights-url* **MUST** be a URL according to [RFC2396] and a successful request to the URL **MUST** return a ROAP Trigger, a Download Descriptor or a bundled Download Descriptor and ROAP Trigger as defined in [DRM-v2]. If *silent-rights-url* is a HTTP URL and the request fails with error code 404 *Not Found* [RFC2616], the Device **SHOULD NOT** make further requests to the URL. If the request fails with some other error, the Device **MAY** retry the request at a later time.

The parameter *silent-rights-url* **MUST** be specified on the *Silent* header. The device **MUST** use this *silent-rights-url* to obtain rights silently and automatically according to [DRM-v2].

### 5.2.2.2 Preview header

The *Preview* header contains an indication to the client that it is possible to provide a preview for this DRM Content.

If the *preview-method* is "instant", then the specific media element to be used for preview **MUST** be indicated using the *preview-element-uri* parameter. In addition, this media element **MUST** be NULL-encrypted, and as such, **MUST** have an *EncryptionMethod* header with the *algorithm-id* parameter set to NULL.

```
Preview := "Preview" ":" preview-method *("; parameter )
preview-method := token
parameter := preview-element-uri | preview-rights-url
preview-element-uri := token
preview-rights-url := token
```

Preview-method	Semantics
"instant"	This indicates that one of the elements within this file can be used for preview. If <i>instant</i> method is specified, then <i>preview-element-uri</i> <b>MUST</b> be specified.
"preview-rights"	This indicates that a preview Rights Object can be obtained by requesting it silently from the Rights Issuer, without user interaction If <i>preview-rights</i> method is specified, then <i>preview-rights-url</i> <b>MUST</b> be specified.

The parameter *preview-element-uri* **MUST** be a unique identifier and a URI according to [RFC2396]. And, it **MUST** resolve to an element present within the same file.

The parameter `preview-rights-url` MUST be a URL according to [RFC2396] and a successful request to the URL MUST return a ROAP Trigger, a Download Descriptor or a bundled Download Descriptor and ROAP Trigger as defined in [DRM-v2]. If `preview-rights-url` is a HTTP URL and the request fails with error code 404 Not Found [RFC2616], the Device SHOULD NOT make further requests to the URL. If the request fails with some other error, the Device MAY retry the request at a later time.

If the `preview-method` is indicated as “instant”, the preview element can be used freely with unlimited use, without acquiring any Rights Objects.

If the `preview-method` is “preview-rights”, then the `preview-rights-url` MUST be indicated as a parameter. When the client connects to the Rights Issuer with this URL, this MUST NOT result in any re-direction.

### 5.2.2.3 ContentURL header

The *ContentURL* header is used to indicate a location for acquiring the DCF or PDCF. This MAY be used to e.g. download an alternative version of the file if a device does not support the content types in the current file, such as resolution or codec. The consuming device MAY provide the option to forward the ContentURL to other users as an alternative form of superdistribution. The mechanism is defined in OMA DRM specification [DRM-v2].

```
ContentURL := "ContentURL" ":" content-url
content-url := token
```

The `content-url` MUST be a URL according to [RFC2396] and MUST be an absolute identifier. The device MAY access the ContentURL from the DCF and use it to establish e.g. a browsing session without acquiring a Rights Object for the DRM Content.

### 5.2.2.4 ContentVersion header

The *ContentVersion* header defines the version of the content. This header MAY be used to uniquely identify the incarnation of this DRM Content Object.

```
ContentVersion := "ContentVersion" ":" original-content-identifier ":" version-identifier
original-content-identifier := token
version-identifier := *digit
```

Where `original-content-identifier` MUST be a matching string for all versions of the same Content and `version-identifier` MUST be a number in range 0..65535, incremented by each version.

### 5.2.2.5 Content-Location header

The *Content-Location* header MAY be used to indicate a relative location for the Content Object. This MAY be used for e.g. referencing purposes within the DCF file or determining a meaningful file name when exporting the Content Object.

```
ContentLocation := "Content-Location" ":" content-uri
content-uri := token
```

The `content-uri` MUST be a file name, relative to the location of the DCF file.

### 5.2.2.6 Custom headers

Content author MAY insert additional Custom headers to the *TextualHeaders* field. Custom headers MUST follow the generic syntax defined below, encoded using UTF-8 encoding.

```
OtherHeader := Header-name ":" Header-value
Header-name := token
Header-value := token
```

Consuming Devices MUST ignore the headers that they do not recognize.

## 5.2.3 Extended Headers

The *ExtendedHeaders* field MAY include zero or more nested boxes that add functionalities to the common headers. The *ExtendedHeaders* field continues until the end of the parent box is reached.

### 5.2.3.1 Group ID

The *ExtendedHeaders* field MAY include one instance of the *OMADRMGroupID* Box:

```
aligned (8) class OMADRMGroupID extends FullBox('grpi', version, 0) {
    unsigned int(16) GroupIDLength;           // length of the Group ID URI
    unsigned int(16) GKEncryptionMethod;     // Group Key encryption algorithm
    unsigned int(16) GKLength;               // length of the encrypted Group Key
    char GroupID[GroupIDLength];            // Group ID URI
    byte GroupKey[];                         // Encrypted Group Key
}
```

The *GroupID* value identifies this DCF as part of a group of DCF's whose Rights can be defined in a common group Rights Object instead of (or in addition to) in separate content-specific Rights Objects. The value of *GroupID* MUST be a URI according to [RFC2396]. It is the responsibility of the content author to guarantee the uniqueness of this value. The value MUST be encoded using US-ASCII encoding.

The *GroupKey* field stores the binary value obtained by encrypting the key described in the Common Headers Box (Section 5.2.1) with the CEK stored in the associated Rights Object. The *GKEncryptionMethod* field defines the algorithm used to encrypt this key, as defined in Section 5.2.1.2.

**Table 3. Group ID box fields**

Field name	Type	Purpose
GroupIDLength	unsigned int(16)	Length of the Group ID URI field
GKEncryptionMethod	unsigned int(16)	Group Key encryption algorithm
EncryptedGKLength	unsigned int(16)	Length of the GroupKey field
GroupID	char[]	Group ID URI
GroupKey	byte[]	Encrypted Group Key

## 5.2.4 Free Space Box

The free space box, as defined in [ISO14496-12], MAY appear in both DCF and PDCF. The *free\_type* MUST be 'skip'. In the OMA DRM system, the free space box is used to include information editable by the Device, and thus is not protected for integrity. A Device MUST ignore the free space box when calculating the DCF hash.

The free space box MUST be located at the top level, or included in another free space box. The toplevel free space box MAY include other free space boxes. A free space box MUST NOT appear in the beginning of the file, but MAY appear after the last *OMADRMContainer* (see 6.3.1) in DCF and after the movie box in PDCF. Having the free space box as the last box in the file is RECOMMENDED.

A Device MAY modify, extend, truncate, delete or add the free space box. The contents of the toplevel free space box MUST be interpreted as an array of Boxes, continuing until the end of the free space box. The Device interpretation of the free space box is thus as shown below.

```
aligned(8) FreeSpaceBox extends Box('skip') {
    Box    data[];           // array of any boxes and further free space
}
```

### 5.2.4.1 Transaction Tracking Box

The OMA DRM Transaction Tracking Box enables transaction tracking as defined in [DRM-v2] section 12.2. The OMADRMTransactionTracking box MUST include a single *TransactionID* value as defined below. It MAY appear in both DCF and PDCF.

```
aligned(8) class OMADRMTransactionTracking extends FullBox('odtt', 0, 0) {
    char    TransactionID[16];    // value to enable transaction tracking
}
```

**Table 4: OMA DRM transaction tracking header field**

Field name	Type	Purpose
TransactionID	char[16]	TransactionID of the DCF or PDCF respectively

The Rights Issuer MAY provide any value as a TransactionID to the DRM Agent during the Rights acquisition process and the TransactionID included in the DRM Container may be changed by the DRM Agent as defined in [DRM-v2]. When packaging content, the TransactionID MAY be set to an arbitrary value.

### 5.2.4.2 Rights Object Box

The rights object box MAY be used to insert a Protected Rights Object, defined in [DRM-v2] section 5.3.7, into a DCF or PDCF. A free space box MAY include zero or more Rights Object boxes. The Rights Object is treated as binary data and a Device MAY add or delete Rights Object boxes in the parent free space box.

```
aligned(8) class OMADRMRightsObject extends FullBox('odrb', 0, 0) {
    byte    Data[];                // binary Rights Object
}
```

**Table 5: OMA DRM Rights Object box fields**

Field name	Type	Purpose
Data	byte[]	A Rights Object as binary data

## 5.3 DCF Hash Calculation

Content Objects MAY be protected for integrity by including a DCF hash into a Rights Object or ROAP request. Since (P)DCF MAY include structures editable by the Device, these structures are excluded from hash calculation. The DCF hash MUST be calculated from the beginning of the DCF to the end of the last OMADRMContainer, ignoring the free space box. PDCF hash MUST be calculated from the beginning of the PDCF up to the free space box after the movie box, or end of file in case there is no free space box present.

## 6. Discrete Media Profile (DCF)

This section defines the DRM Content Format for Discrete Media.

### 6.1 DCF MIME Type

The MIME type for objects conforming to the format defined in this section MUST be

```
application/vnd.oma.drm.dcf
```

and the corresponding file extension MUST be “.odf”.

### 6.2 DCF File Format

The structure of the Discrete Media profile of DRM Content Format (DCF) MUST be according to the structure definitions below. The file brand (see 6.2.2) of eight octets MUST precede the first box.

A DCF file MUST include at least one `OMADRMContainer` box. The `OMADRMContainer` box is a container for a single Content Object and its associated headers. It MUST appear on the top level, i.e. to conform to this specification, it MUST NOT be nested inside another data type. There MAY exist multiple `OMADRMContainer` boxes in a file, but one MUST immediately follow the file brand, and they all MUST be located on the top level in the nesting structure.

The *version* indicator field in each box MUST be 0 for files conforming to this specification. All numeric fields in the format MUST be stored in network byte order.

#### 6.2.1 OMA Constraints on ISO Format

In files conforming to this specification, box *size* MUST be greater than 1 unless otherwise specified and the *extended\_type* MUST NOT be used in the mandatory boxes. Some of the mandatory boxes MUST support the 64 bit length field and for those boxes, *size* field MUST be set to 1. Also note that in some earlier ISO specifications, the term `atom` was used to describe the file format structures, but the structures specified in this specification are called `boxes` in order to be consistent with current specifications.

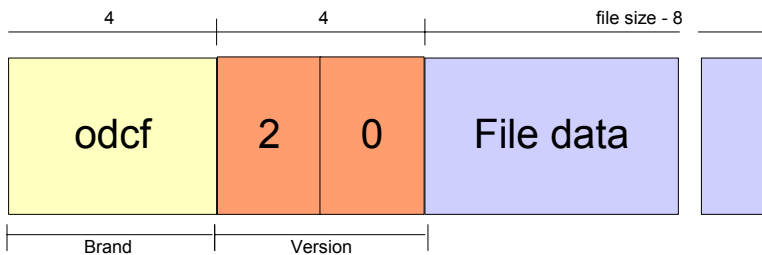
The *FullBox version* is typically started from zero (0), incremented by each revision. The *flags* field MAY be used to include additional information, but SHOULD normally be set to 0, unless otherwise specified. This specification names each supported box to indicate that a box has a defined structure and a purpose in the OMA DRM Content Format.

There are also placeholders for extensions, with only a generic box reference. These extensions may be defined later, and thus a conforming file parser SHOULD skip any extension boxes it does not understand. In addition, all of the toplevel boxes are derived from the `FullBox` type, which supports version information. Later specifications MAY increment the version number if changes are made to any common data structures. Later versions of the boxes defined in this specification should remain backwards compatible with the help of this version indicator. A parser conforming to this specification MAY attempt to parse a box which has a greater version number than this specification, but the conformance is limited to the current version (0) of this specification. A conforming parser MUST check the version number field.

#### 6.2.2 File Branding

The ISO base media file format allows for a file signature/brand in the file header. Files conforming to the Discrete Media profile MUST include a brand number. The file brand is 32 bits (4 octets) wide with the hexadecimal value `0x6F646366` (“odcf”). This MUST be followed by a four-octet version indicator, making the file brand a total of eight octets (64 bits) from the beginning of the file. The version field consists of a version major and minor numbers, two octets each, in network byte order. For files conforming to this version of the DCF specification the version value MUST be 2.0 (`0x00020000`). A conforming file parser MUST support the version number. The Figure 1 shows the relationship of the file brand, version and rest of the file content.

Figure 1: DCF file header and body

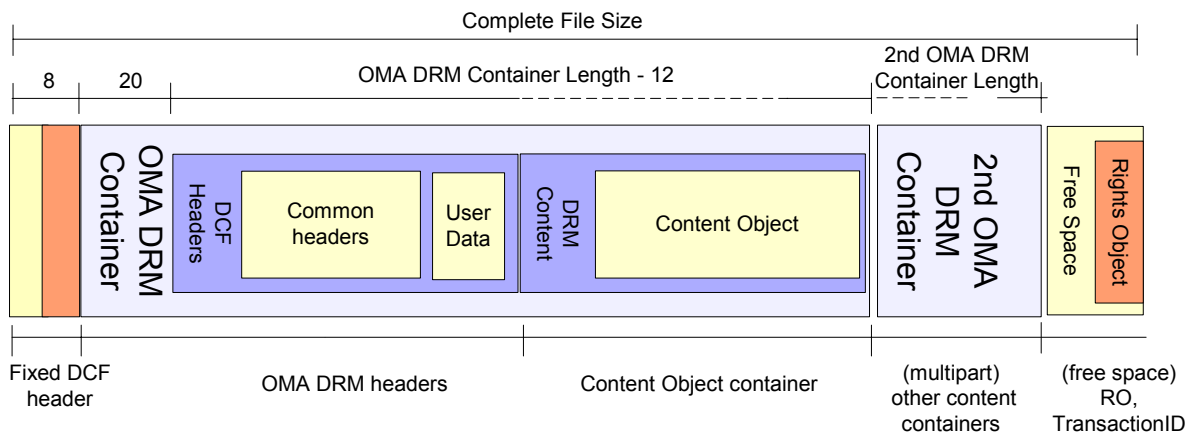


### 6.3 Overall structure

The high-level overview of the DCF format is depicted in the Figure 2. The mandatory parts of the format include the file header with Brand number and Version fields, immediately followed by an OMA DRM Container box. The OMA DRM Container box MUST include a DCF headers box and a Protected Content box.

The design principles for the format include that the DCF headers box is located at a fixed offset from the beginning of the file, and thus, the OMA DRM Container box MUST be the first box after the file header of eight octets and the DCF headers box MUST be the first box in the OMA DRM Container.

Figure 2: DCF structure



The table below outlines the mandatory boxes and their order. Additional boxes MAY be added after the mandatory boxes have first appeared. Table 6 shows the nesting order of the mandatory boxes, on the left is the parent and on the right, the child. The first column indicates which fields and boxes MUST be present in DCF (marked as 'M') and which boxes MAY appear in the DCF (marked as 'O'). Note that in the table, the second OMA DRM Container box MUST include all the mandatory nested boxes as well.

Table 6: Logical DCF box structure diagram

Present in DCF	Data type/value	Nesting level	Offset from beginning of file	Field purpose
M	'odcf'	0	0	File header (4 bytes)
M	0x00020000	0	4	File version (2 bytes major, 2 bytes minor)

M	Box('odrm')			0	8	OMA DRM Container box
M		Box('odhe')		1	28	Discrete Media headers box
M			Box('ohdr')	2	41 + ContentLength	OMA DRM Common Headers box
O			Box('udta')	2	41 + ContentLength + Box('ohdr')	ISO User Data box (optional)
M		Box('odda')		1	28 + Box('odhe')	Content Object box
O	Box('odrm')			0		If multipart DCF, additional OMA DRM Container box
O	Box('skip')			0		Free space
O		Box('odtt')		1		Transaction tracking box
O		Box('odrb')		1		Rights Object container box
O		Box('skip')		1		Additional free space

### 6.3.1 OMA DRM Container Box

```
aligned(8) class OMADRMContainer extends FullBox('odrm', version, 0) {
    OMADRMDiscreteHeaders ContentHeaders; // Headers for Discrete Media DCF
    OMADRMContentObject DRMCContent; // Actual encrypted content
    Box Extensions[]; // Extensions, to the end of the box
}
```

The OMADRMContainer box MUST include a single OMADRMDiscreteHeaders box and a single OMADRMContent box, followed by optional extensions. The Extensions inside the OMADRMContainer box are defined by OMA. The OMA DRM Container box MUST support 64 bit length attributes, i.e. the *size* attribute MUST be set to 1, and *largesize* MUST be used for determining the box size.

### 6.3.2 Discrete Media Headers Box

```
aligned(8) class OMADRMDiscreteHeaders extends FullBox('odhe', version, flags) {
    unsigned int(8) ContentLength; // Content Type Length
    char ContentType[]; // Content Type String
    OMADRMCommonHeaders CommonHeaders; // Common headers (same as with PDCF)
    if(flags & 0x000001) {
        UserDataBox UserData; // ISO User Data Box (optional)
    }
}
```

The Discrete Media headers box includes fields specific to the DCF format and the Common Headers box, followed by an optional user-data box. There MUST be exactly one OMADRMDiscreteHeaders box in a single OMA DRM Container box, as the first box in the container.

The *ContentType* field indicates the actual media type contained in the OMA DRM container. There MUST be exactly one *OMADRMCommonHeaders* (see section 5.2.1 for details) box per a single *OMADRMDiscreteHeaders* box.

**Table 7. OMA DRM Discrete Media header fields**

Field name	Type	Purpose
ContentTypeLength	Unsigned int(8)	Length of the ContentType field
ContentType	ContentTypeLength octets	The MIME media type of the plaintext data encoded as US-ASCII
CommonHeaders	OMADRMCommonHeaders	OMA DRM Common Headers box as in 5.2.1
UserData	UserDataBox	User Data as defined in 6.3.2.3 (OPTIONAL)

### 6.3.2.1 ContentType

The *ContentType* field MUST indicate the original MIME media type of the Content Object i.e. what content type the result of a successful extraction of the *OMADRMContent* box represents. The *ContentType* field is encoded using US-ASCII encoding and MUST NOT include a NULL character.

### 6.3.2.2 CommonHeaders

The *CommonHeaders* field MUST be the same box as defined in 5.2.1.

### 6.3.2.3 User-Data

A user-data box ('udta'), as defined in [ISO14496-12], MAY be present in the discrete headers box. When a DCF includes the *UserDataBox*, it MUST be added immediately after the *OMADRMCommonHeaders* box. The presence of the user-data box MUST be indicated with the flag 0x000001 in the containing box header. The user-data box is a container box for informative user data. This user information is formatted as a set of sub-boxes with specific box types that more precisely define their usage. Each of the sub-boxes MAY be included only once unless otherwise noted.

Some of these sub-boxes contain text information, which is metadata, as defined in [TS26.244]. This specification supports a subset of the sub-boxes defined in [TS26.244].

#### 6.3.2.3.1 Title

The Title box ('titl') contains a descriptive name for this Content Object, as defined in [TS26.244]. The title is only informative and the device MAY use it e.g. to derive a filename when the DRM protected object is received and stored into a local repository. Other names may be transmitted outside this object (e.g. Content-Disposition header in HTTP) and they may override the name specified in this element.

This box MAY be included zero or more times using different language codes. The syntax for this box is the same as defined in [TS26.244]. A Device MUST support UTF-8 encoded text and MAY support UTF-16 encoded text.

#### 6.3.2.3.2 Description

The Description box ('dscp') contains a description of the Content Object, as defined in [TS26.244]. This text is informative and the device MAY display it to the user prior to acquiring Rights for the Content Object.

This box MAY be included zero or more times using different language codes. The syntax for this box is the same as defined in [TS26.244]. A Device MUST support UTF-8 encoded text and MAY support UTF-16 encoded text.

#### 6.3.2.3.3 Copyright

The Copyright box ('cprt') contains a copyright declaration of the organization holding the copyright of the Content Object, as defined in [TS26.244]. This text is informative and the device MAY display it to the user prior to acquiring Rights for the Content Object.

This box MAY be included zero or more times using different language codes. The syntax for this box is the same as defined in [TS26.244]. A Device MUST support UTF-8 encoded text and MAY support UTF-16 encoded text.

### 6.3.2.3.4 Author

The Author box ('auth') contains a textual string representing the author of the Content Object as defined in [TS26.244]. This text is informative and the device MAY display it to the user prior to acquiring Rights for the Content Object.

This box MAY be included zero or more times using different language codes. The syntax for this box is the same as defined in [TS26.244]. A Device MUST support UTF-8 encoded text and MAY support UTF-16 encoded text.

### 6.3.2.3.5 IconURI

```
aligned(8) class OMADRMIconURI extends FullBox('icnu', version, 0) {
    char                IconURI[];           // Icon URI
}
```

The IconURI box ('icnu') contains a URI where an appropriate icon for this content may be retrieved from. The device MAY request the object at this URI, and if an appropriate content is returned, use this as an icon associated with the content to the user.

The value of the *IconURI* MUST be a URI according to [RFC2396]. It is a string encoded using UTF-8 characters, continuing until the end of the box is reached.

If the DCF is a Multipart DCF, a *IconURI* MAY be a CID reference [RFC2557] within the current file. In this case, the referenced Content Object MUST be NULL-encrypted.

**Table 8: IconURI box**

Field name	Type	Purpose
IconURI	char[]	URI for an Icon for the content.

### 6.3.2.3.6 InfoURL

```
aligned(8) class OMADRMInfoURL extends FullBox('infu', version, 0) {
    char                InfoURL[];         // Info URL
}
```

The InfoURL box ('infu') contains a URL where additional information can be found regarding the Content Object. The device MAY obtain this information prior to using the *RightsIssuerURL* field or after the Rights Object has been obtained.

The value of the *InfoURL* MUST be a URL according to [RFC2396] and MUST be an absolute identifier. It is a string encoded using UTF-8 characters, continuing until the end of the box is reached.

**Table 9: InfoURL box**

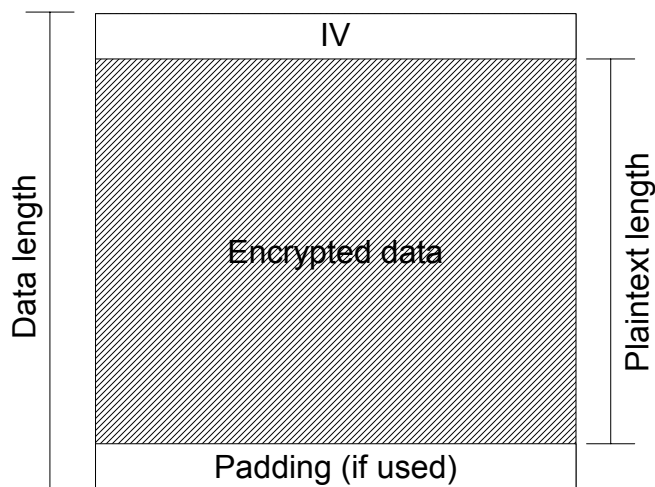
Field name	Type	Purpose
InfoURL	char[]	Location of additional information for the content.

## 6.3.3 Content Object Box

```
aligned(8) class OMADRMCContentObject extends FullBox('odda', version, 0) {
    unsigned int(64) OMADRMDDataLength;    // Length of the encrypted content
    byte            OMADRMDData[];        // Encrypted content
}
```

The Content Object box MUST include only the data length field and data bytes for a single Content Object. Later revisions of this box may include additional fields, so conforming implementations MUST use the *OMADRMDDataLength* field to indicate/determine the amount of actual data bytes. The data length includes the Initialization Vector in the beginning of the encrypted data, as depicted in Figure 3.

Figure 3: Data Length and IV



The Content Object box MUST support the 64 bit size field and thus *size* MUST be set to 1 and *largesize* MUST be used for determining actual box size. The *OMADRMDDataLength* field MAY indicate a length of zero, and the Device MAY try to acquire the actual Content Object by using e.g. the *ContentURL*, if provided.

Table 10: Content Object box

Field name	Type	Purpose
OMADRMDDataLength	Unsigned int(64)	Length of the OMADRMDData field, in octets
OMADRMDData	byte []	Content bytes, as specified by the OMADRMDDiscreteHeaders box

### 6.3.4 Extended Boxes

Any additional boxes contained in a single OMA DRM container box have not been defined in this specification. A Content Issuer MAY place additional boxes into the *Extensions* but Devices MAY ignore these.

## 6.4 Multiple OMA DRM Containers

A DCF MAY include more than one OMA DRM Container. Each of these containers MUST conform to the definition of the OMA DRM Container, and MUST be placed sequentially on the top level (i.e. nesting them is not allowed). The media type of the first OMA DRM Container is considered to be the default media type of the DCF's content.

Each OMA DRM Container MUST have a unique *ContentID* in its headers. This kind of a DCF with multiple Content containers is called a Multipart DCF.

Note that a Multipart DCF is different from a DCF including a Composite Object. A Composite Object (such as MIME multipart, ZIP and so on) is included in a single OMA DRM Container and has only one set of OMA DRM headers associated with it, whereas Multipart DCFs contain multiple OMA DRM Containers each including separate headers associated with the contained content. Multipart DCFs support the association of different rights with individual Media Objects.

### 6.4.1 Referencing Multipart Objects

As each object in the Multipart DCF has its own ContentID and MAY have a Content-Location header, the CID mechanism from [RFC2557] or the Content-Location mechanism from [RFC2616] MUST be used for referencing objects within the Multipart DCF. The reference MAY then be used in e.g. multimedia presentations to include objects from within the Multipart DCF. Individual Content Objects cannot be referenced from e.g. presentations outside the DCF file.

The ContentID is considered to be internal for the DRM Content Format and DRM Agent, and ContentIDs are referenced from outside the DRM Content Format only to associate it with a Rights Object. Transport protocols MUST define their own mechanisms how to reference to a DRM Content Format file.

## 6.5 Additional Extensions

Additional extension boxes MAY be added after the first OMA DRM Container. A conforming file parser, which does not recognize the additional boxes, MUST ignore them. However, any extensions MUST be designed in a way that the mandatory parts of this specification are always included and the file remains interoperable with conforming implementations.

## 7. Continuous Media Profile (PDCF)

The Continuous (Packetized) Media profile is targeted for media content like audio and video. Audio and video files MAY be included in a DCF format, but since the PDCF format has been specifically designed for Continuous Media, it provides additional advantages for those media types.

The PDCF format is an instance of the ISO Base Media File Format that supports encrypted media tracks, which MUST use OMA DRM for key management and MUST include the OMA DRM data structures defined in this specification. Examples of such formats are the 3GP format [TS26.244] and 3G2 format [C.S0050].

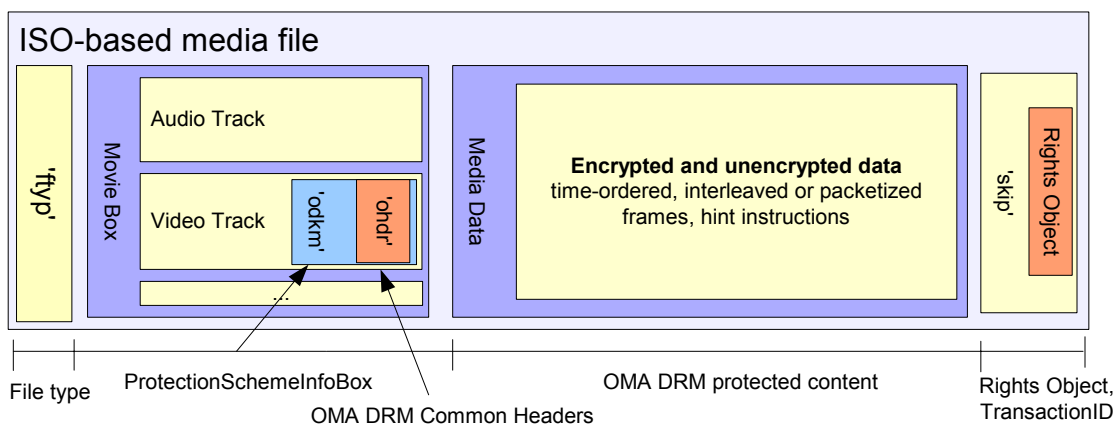
The PDCF format MAY be used for downloaded content or for hosting streamable content. OMA DRM specifies common data structures for file formats and additional information on top of streaming services. The OMA DRM 2.0 specifications define key management functionality supporting Continuous Media but services can optimise the protocols and codecs in their architecture. Supporting the PDCF format is OPTIONAL for a Device.

### 7.1 PDCF File format

This specification defines the OMA DRM key management part of the PDCF format. In the `ProtectionSchemeInfoBox`, there is space for a “black box” describing the key management governing access to the encrypted media content. In a PDCF file, this box MUST be the `OMADRMKMSBox`.

The basic PDCF file format data structures are defined by the corresponding base file format specification, and this specification only adds OMA DRM specific structures and parameters. Other DRM mechanisms MAY be used in those file formats supporting encrypted media tracks, but not in PDCF files, as explained in this specification.

Figure 4: Example PDCF Structure



The Figure 4 illustrates how protection information is stored in a PDCF. It is an example where only the video track is protected by placing a `ProtectionSchemeInfoBox` into the track and specifying the OMA DRM identifier as the key management system. All tracks in a PDCF can be protected with the mechanism.

There is a difference between a streamable PDCF and a non-streamable PDCF. A streamable PDCF MUST conform to the server profile of the file format specification, and the media data is stored as packets. In a non-streamable PDCF, media data is stored as samples. An *access unit* is a group of one or more samples.

The encryption process changes both packet and sample formats from the original plaintext. Since the file format may support also other DRM key management systems than OMA DRM 2.0, the encrypted access unit format is specific to OMA DRM. Thus, in the encryption process, non-streamable PDCFs MUST have the `OMADRMHeader` (see 7.1.4) inserted before each access unit.

## 7.1.1 DRM Scheme Type

The `SchemeTypeBox` includes information on which DRM system is being used to manage keys and decryption of the content. As the media file format MAY support also other key management systems than OMA DRM, the key management system in use is indicated by a 4CC in the `SchemeType` field.

**Table 11: PDCF Scheme Type for OMA DRM**

SchemeType	Value	Semantics
OMA DRM	'odkm'	OMA DRM is used for key management in the PDCF.

**Table 12: PDCF Scheme Version for OMA DRM**

SchemeVersion	Value	Semantics
OMA DRM 2.0	0x0200	OMA DRM version is 2.0

For PDCF files conforming to this specification, the `SchemeType` MUST be the 4CC 'odkm', and `SchemeVersion` MUST be 0x0200 (version 2.0). If OMA DRM key management scheme 'odkm' is indicated, then the file is a PDCF and MUST contain at least one `OMADRMKMSBox`. A PDCF MUST support only OMA DRM for the key management system.

## 7.1.2 Scheme Information

The `ProtectionSchemeInfoBox` is used to carry DRM key management system specific information, thus it is only a container box. For OMA DRM, this box MUST include exactly one `OMADRMKMSBox`, as the first sub-box.

## 7.1.3 OMA DRM Key Management System

There MAY be several instances of the `OMADRMKMSBox` in a PDCF file, and one can appear either at the movie level or exactly one per each protected track. There MUST NOT be key management boxes in both movie level and track level.

```
aligned(8) class OMADRMKMSBox extends FullBox('odkm', version, 0) {
    OMADRMCommonHeaders    Headers;           // Common headers box
}
```

**Table 13: OMA DRM Headers in PDCF**

Field name	Type	Purpose
Headers	OMADRMCommonHeaders	OMA DRM Common headers as defined in 5.2.1.

Contained in the `OMADRMKMSBox` there MUST be a single `OMADRMCommonHeaders` box. The common headers box is exactly as defined in section 5.2.1.

### 7.1.3.1 Common Headers

The Common headers box is exactly the same as defined in section 5.2.1.

## 7.1.4 Access Unit Format

The `Access Unit Format` specifies the format for each access unit protected by OMA DRM. A media file format specifies the layout of the media data as samples, but the encryption/decryption process requires additional information carried in each access unit. The additional information is dependent on the DRM key management used. OMA DRM specifies its own access unit header, which MUST precede the codec-specific sample data in each access unit.

```
aligned(8) class OMADMAUHeader {
    bit(1)          SelectiveEncryption;      // Encryption indicator
    bit(7)          reserved;
```

```

unsigned int(8)    KeyIndicatorLength;    // Counter length indicator
unsigned int(8)    IVLength;             // IV length
}

```

Table 14: PDCF Access Unit Format

Field name	Type	Purpose
SelectiveEncryption	bit(1)	Encryption Indicator for the access unit.
KeyIndicatorLength	unsigned int(8)	Length of the key indicator (counter) field preceding the access unit payload.
IVLength	unsigned int(8)	Length of the IV preceding the access unit payload.

Table 15: Selective Encryption Indicator values

SelectiveEncryption	Value	Semantics
None	0	Access unit is not encrypted.
Encrypted	1	Access unit is encrypted.

When encrypting PDCF Content, the `OMADRMAUHeader` information **MUST** be added to the processed access unit. A playing Device uses the header information for decryption purposes and is able to extract the actual sample(s).

## 7.2 PDCF Streaming format

**(INFORMATIVE)**

This section and its subsections are informative. This section describes how OMA DRM is applied to streaming content, especially in conjunction with a streaming service such as the 3GPP Packet switched Streaming Service (PSS) [TS26.234] or the 3GPP2 MSS [C.S0045].

Streaming DRM Content is leveraging the PDCF file format and widely deployed standard streaming protocols. DRM Content is transferred over a real time streaming protocol as encrypted packets, which include the original payload. The encrypted payload wrapper format **MAY** be used in any streaming service using RTSP streaming [RFC2326], SDP signalling [RFC2327] and RTP transport [RFC3550].

Supporting the PDCF streaming is **OPTIONAL**, even if PDCF format is supported. A multimedia streaming session **MAY** consist of protected PDCF tracks and unprotected tracks.

Streaming protected tracks is signalled through SDP parameters, using information contained in the sample format entries of the PDCF file. A streaming server derives network packets from a *hint track* in the media file.

The streamable PDCF profiles are defined by each service supporting OMA DRM. In conjunction with the streamable file format, an end-to-end streaming service such as [TS26.234] or [C.S0045] **MUST** specify the RTP payload format used and mechanisms for signalling OMA DRM and encryption parameters. This specification defines the OMA DRM parameters that **MUST** be signalled in a streaming session.

### 7.2.1 RTP Payload

The RTP payload format consists of two parts: the payload wrapper and the actual media payload. The media payload (e.g. H.263 video) is packetized according to the appropriate standard, encrypted as required, and stored as packets in the PDCF file. The encrypted payload wrapper includes a header with additional signalling information, such as *Selective Encryption* indicator and initial vector for the packet. With this mechanism, one encrypted payload specification is used to protect any standard RTP payload. Also a benefit of the wrapper format is that the DRM system is fully functional in networks supporting basic RTP profiles, and thus not placing requirements on existing network configurations.

**Note: 3GPP has not yet specified mechanisms for real-time transport of encrypted PSS media, e.g. an encrypted wrapper payload format as described in this section. This specification will be updated according to the 3GPP specifications when the relevant parts are available.**

## 7.2.2 Session signalling

For PDCF streaming, the session descriptors (SDP files) MUST include information about the wrapper payload. The format parameters for the wrapper format are used to signal e.g. DRM *Key Management Specific* parameters and *Encryption Parameters*.

Each streaming service supporting PDCF streaming must allocate space for signalling OMA DRM *Key Management Specific* headers. In the SDP *Encryption Parameters*, PDCF streaming MUST support the AES 128 cipher in counter mode. If the *Selective Encryption* feature is disabled for a track, the Device MUST discard all packets belonging to this track where the encryption indicator is 'false' (unencrypted).

The *Key Management Specific* parameters MUST include the mandatory OMA DRM headers, as name value pairs. These parameters MUST be derived from the key management box in PDCF.

**Table 16: Required OMA DRM specific parameters**

Parameter name	Purpose
ContentID	ContentID for the protected track
RightsIssuerURL	The RightsIssuerURL for fetching Rights

Other headers MAY be added to the key management specific parameters, and a consuming Device MUST pass them to the DRM Agent. The DRM Agent will then act accordingly and acquire Rights for the stream as appropriate. The semantics of the headers are the same as the common headers defined in section 5.2.

## Appendix A. Static Conformance Requirements (Normative)

The notation used in this appendix is specified in [IOPPROC].

### A.1 Client Conformance Requirements

Item	Function	Reference	Status	Requirement
DRM-DCF-CLI-1	DCF support	6	M	
DRM-DCF-CLI-2	PDCF support	7	O	DRM-DCF-CLI-23 OR DRM-DCF-CLI-24
DRM-DCF-CLI-3	AES128CBC encryption algorithm	5.2.1.2	M	
DRM-DCF-CLI-4	AES128CTR mode encryption algorithm	5.2.1.2	O	
DRM-DCF-CLI-5	Ignore unsupported boxes	5.1	M	
DRM-DCF-CLI-6	Common headers	5.2.1	M	
DRM-DCF-CLI-7	Textual headers	5.2.2	M	
DRM-DCF-CLI-8	GroupID	5.2.3.1	M	
DRM-DCF-CLI-9	Free space box	5.2.4	M	
DRM-DCF-CLI-10	Transaction Tracking box	5.2.4.1	M	
DRM-DCF-CLI-11	Rights Object box	5.2.4.2	M	
DRM-DCF-CLI-12	ISO format constraints	6.2.1	M	
DRM-DCF-CLI-13	FullBox version	6.2.1	M	
DRM-DCF-CLI-14	DCF header	6.2.2	M	
DRM-DCF-CLI-15	OMA DRM container box	6.3.1	M	
DRM-DCF-CLI-16	Discrete headers box	6.3.2	M	
DRM-DCF-CLI-17	User-Data box	6.3.2.3	M	
DRM-DCF-CLI-18	Content Object box	6.3.3	M	
DRM-DCF-CLI-19	Multipart DCF	6.4	M	
DRM-DCF-CLI-20	Extension boxes	6.3.4	O	
DRM-DCF-CLI-21	UTF-8 character encoding for 3GPP asset information	6.3.2.3	M	
DRM-DCF-CLI-22	UTF-16 character encoding for 3GPP asset information	6.3.2.3	O	

### A.2 Client Conformance Requirements For The PDCF Format

Item	Function	Reference	Status	Requirement
DRM-DCF-CLI-23	3GPP conformance	7	O	Conform to [TS26.244]
DRM-DCF-CLI-24	3GPP2 conformance	7	O	Conform to [C.S0050]
DRM-DCF-CLI-25	OMA DRM key management	7.1.3	M	
DRM-DCF-CLI-26	OMA DRM scheme	7.1.1	M	
DRM-DCF-CLI-27	Common headers	5.2.1	M	
DRM-DCF-CLI-28	AES128CTR mode encryption algorithm	5.2.1.2	M	
DRM-DCF-CLI-29	Textual headers	5.2.2	M	
DRM-DCF-CLI-30	GroupID	5.2.3.1	M	
DRM-DCF-CLI-31	Free Space box	5.2.4	M	
DRM-DCF-CLI-32	Transaction Tracking box	5.2.4.1	M	
DRM-DCF-CLI-33	Rights Object box	5.2.4.2	M	
DRM-DCF-CLI-34	OMA DRM access unit format	7.1.4	M	

## Appendix B. Reserved Numbers (Informative)

This Appendix lists common 4CC constants used in DCF and PDCF formats. The tables list only 4CC constants specified by OMA.

**Table 17: Reserved identifier constants in the DCF format**

4CC	Reference	Purpose
'ohdr'	5.2.1	Common headers box
'grpi'	5.2.3.1	Group ID box
'odtt'	5.2.4.1	Transaction Tracking box
'odrb'	5.2.4.2	Rights Object box
'odcf'	6.2.2	File brand
'odrm'	6.3.1	OMA DRM Container box
'odhe'	6.3.2	Headers box for the Discrete Media profile box
'icnu'	6.3.2.3.5	Icon URI
'infu'	6.3.2.3.6	Info URL
'odda'	6.3.3	Content Object box

**Table 18: Reserved OMA DRM specific identifier constants in the PDCF format**

4CC	Reference	Purpose
'grpi'	5.2.3.1	Group ID box
'odtt'	5.2.4.1	Transaction Tracking box
'odrb'	5.2.4.2	Rights Object box
'odkm'	7.1.2, 7.1.3	OMA DRM scheme type, OMA DRM scheme information box identifier
'ohdr'	7.1.3.1	Common headers box

## Appendix C. Change History

(Informative)

### A.1. Approved Version History

Reference	Date	Description
n/a	n/a	No prior version –or- No previous version within OMA

### A.2. Draft/Candidate Version 2.0 History

Document Identifier	Date	Sections	Description
Draft Versions OMA-DRM-DCF-V2_0	01 Oct 2003	Initial draft	Moved to new format and incorporated input from Sami
	03 Nov 2003	All	Removed DCF legacy version, added support for binary headers, major update of the PDCF sections
	16 Jan 2004	All	Incorporated the User-Data box changes, Multipart DCF, new headers, review updates
	20 Feb 2004	All	TP#8 changes, separated DCF and PDCF sections, synchronization with DRM and REL specs
	17 March 2004	All	Review changes, moved to new template
	14 April 2004	All	Internal review changes, version targeted for Consistency Review
	20 April 2004	All	Final version submitted to Consistency Review
Candidate Version OMA-DRM-DCF-V1_0		n/a	Status changed to Candidate by TP