

DRAFT – DO NOT QUOTE OR CITE



Federal Emergency Management Agency (FEMA)
Integrated Public Alert & Warning System (IPAWS)
Common Alerting Protocol (CAP) v1.1 Profile Requirements
Draft Version 2.4
December 10, 2008

Revision / Meeting History

Name	Date	Reason For Changes	Version
FEMA, OIC, JHU / APL	11/14/08	Meeting held to discuss recommendation and approach to move forward. Following this meeting the directed approach was pursued	1.0
DHS S&T	11/18/08	Initial Draft Document Conceptual design	1.0
DHS S&T	11/19/08	Fleshed out general approach to entire document with two major sections: 1- CAP v1.1– EAS specific portions of the IPAWS Profile and 2- Technical translation from this CAP v1.1-EAS portion of the IPAWS Profile to the FCC CFR Title 47 Part 11 target message structure.	1.1
DHS S&T	11/21/08	Draft CAP – EAS portion of the IPAWS Profile section and partial translation section	1.3
DHS S&T	11/23/08	Draft translation section with iterative revisions to the Profile section; Draft introductory sections	1.4
DHS S&T	11/24/08	First cut completion of all sections for final document flow and editing	1.5
DHS S&T	11/25/08	Final vetting, document flow and revision for review by OIC, JHU & FEMA	1.6
DHS S&T	11/26/08	Post internal review edits	1.7
FEMA	12/03/08	Embedded document comments received by FEMA with accompanying email	1.7
DHS S&T	12/05/08	Final revisions in response to FEMA comments	2.1
FEMA	12/09/08	Final revisions	2.2 and 2.3
FEMA	12/10/08	Editorial modifications	2.4

Table of Contents

1. INTRODUCTION	1
1.1. PURPOSE	3
1.2. SCOPE	4
1.3. APPROACH	5
2. IPAWS DESCRIPTION	6
2.1. IPAWS SCOPE	6
3. IPAWS OPERATIONAL CONCEPTS.....	7
4. IPAWS CAP v1.1 PROFILE - EAS MESSAGE SOURCE AND TARGET DESCRIPTIONS.....	8
4.1. IPAWS CAP v1.1 PROFILE - EAS DESCRIPTION (SOURCE).....	8
4.2. EMERGENCY ALERT SYSTEM (EAS) FCC CFR TITLE 47 PART 11 DESCRIPTION (TARGET)	11
4.3. IPAWS CAP v1.1 PROFILE STRUCTURE REQUIREMENTS	12
5. IPAWS CAP v1.1 PROFILE METHODOLOGY & REQUIREMENTS	14
5.1. IPAWS CAP v1.1 PROFILE COMMON ELEMENTS	16
5.2. IPAWS CAP v1.1 PROFILE EAS SPECIFIC ELEMENTS.....	21
6. IPAWS CAP v1.1 PROFILE EAS TECHNICAL SPECIFICATIONS.....	33
6.1. CONSTRUCTING AN EAS HEADER CODE FROM IPAWS CAP v1.1 PROFILE	35
6.2. CONSTRUCTING EAS AUDIO FROM IPAWS CAP v1.1 PROFILE	37
6.2.1 <i>Constructing EAS Recorded Audio from IPAWS CAP v1.1 Profile</i>	38
6.2.2 <i>Constructing EAS Streaming Audio from IPAWS CAP v1.1 Profile</i>	40
6.2.3 <i>Constructing Text-to-Speech from IPAWS CAP v1.1 Profile</i>	41
6.3. CONSTRUCTING VIDEO DISPLAY TEXT FROM IPAWS CAP v1.1 PROFILE.....	44
APPENDIX A. ACRONYMS.....	46

Table of Figures and Tables

Figure 1- IPAWS-CAP v1.1 Profile Message Exchange Concept	3
Figure 2- Single CAP v1.1 <alert>, containing multiple <info> blocks (one per Exchange Partner)	4
Figure 3- Document Object Model (DOM) of CAP v.1.1 as defined by OASIS.....	9
Figure 4- Required IPAWS CAP v1.1- Profile Model with EAS specific information	15
Figure 5- General EAS Processing.....	34
Figure 6 - Audio EAS Processing.....	38
Figure 7: EAS Recorded Audio Processing	40
Figure 8: Streaming Audio EAS Processing	41
Figure 9 - Text to Speech EAS Processing.....	43
Figure 10 - Video Display Text EAS Processing	45
Table 1: CAP v1.1 Profile Criteria and Miscellaneous Requirements	13
Table 2: IPAWS CAP v1.1 EAS Profile <alert> block Requirements.....	16
Table 3:FCC Approved Event Codes	21
Table 4: IPAWS CAP v1.1 Profile EAS <info> block Requirements	22
Table 5: IPAWS CAP v1.1-EAS Profile <info><resource> block Requirements	28
Table 6: IPAWS CAP v1.1 Profile - EAS <info><area> block Requirements.....	30

1. Introduction

The Federal Emergency Management Agency (FEMA) Integrated Public Alert and Warning System (IPAWS) provides the Nation's next generation public communications and warning capability. IPAWS enables the timely dissemination of alert and warnings before, during and after an emergency. FEMA and the IPAWS Program Management Office (PMO) work with the public and private sector to integrate warning systems that allow the President and authorized officials to effectively provide alerts to state and local Emergency Operations Centers (EOC) and the public via analog and digital television, radio, digital cable television, Digital Audio Broadcast (DAB), telephone, cell phone, pagers, computers, Direct Broadcast Satellite (DBS), Satellite Digital Audio Radio System (SDARS), and other communications methods. The Organization for the Advancement of Structured Information Standards (OASIS) Emergency Data Exchange Language Common Alerting Protocol (EDXL-CAP v1.1) will be used by IPAWS to facilitate the rapid delivery of alert and warnings across these various systems within the IPAWS System of Systems (SoS). CAP is the medium to enable an emergency manager to issue a single message that is disseminated through several different and distinct means to populations at risk. Throughout this document, the EDXL-CAP v1.1 will be referred to as CAP v1.1, and the words “warning,” “alert,” and “message” will be used interchangeably.

OASIS is a not-for-profit consortium that drives the development, convergence and adoption of open standards for the global information society. CAP v1.1 is a widely-used, fully-implemented, and mature data standard with a focus on alert and warning messages. By focusing on existing international standards, IPAWS and its exchange partners drastically reduce time require to develop and implement a message standard. Exchange partners are those communities of interest who agree to receive and disseminate IPAWS CAP v1.1-based alerts via their systems and networks.

This document draws from the research and analysis of four IPAWS message exchange partner documents, including draft deliverables and recommendations prepared to date. The following artifacts were analyzed:

- Industry Canada, Common Alerting Protocol Canadian Profile (CAPCP), v1.1, May 8, 2008, [http://www.ic.gc.ca/epic/site/et-tdu.nsf/vwapj/CAPCPv1.1_May_8_2008_E.pdf/\\$FILE/CAPCPv1.1_May_8_2008_E.pdf](http://www.ic.gc.ca/epic/site/et-tdu.nsf/vwapj/CAPCPv1.1_May_8_2008_E.pdf/$FILE/CAPCPv1.1_May_8_2008_E.pdf)
- Joint Alliance for Telecommunications Industry Solutions (ATIS)/ Telecommunications Industry Association (TIA), Commercial Mobile Alerting System (CMAS) Federal Alert Gateway to Commercial Mobile Service Provider (CMSP) Gateway Interface Specification, v0.18, September 19, 2008
- FEMA Disaster Management Open Platform for Emergency Networks (DM-OPEN), Instructions for Using the NOAA HazCollect Interface on the Open Platform for Emergency Networks (OPEN), v0.3, November 6, 2008, http://www.disasterhelp.gov/disastermanagement/library/documents/using_hazcollect_on_open20081106.pdf
- EAS-CAP Industry Group, EAS-CAP Profile Recommendation EAS-CAP-0.1, September 25, 2008 (referred to as the “ECIG Recommendation”), <http://www.eas-cap.org/profile.htm>

In order to meet the needs of the devices intended to receive alerts from IPAWS, an IPAWS CAP v1.1 Profile must be developed to constrain the CAP v1.1 standard for receipt and translation for each IPAWS exchange partner. A single CAP <alert> will be created at message origination with multiple <info> blocks – one <info> block for each disparate exchange partner, as necessary. Several exchange partners will be added to the IPAWS SoS over time, beginning with the Emergency Alert System (EAS). At this time, the IPAWS CAP v1.1 Profile shall only address the adaptation of CAP for EAS. The Federal Communications Commission (FCC) Code of Federal Regulations (CFR) Title 47 Part 11 describes the EAS alert structure. However, future revisions of the CAP Profile provide specifications for future exchange partners as seen in Figure 1.

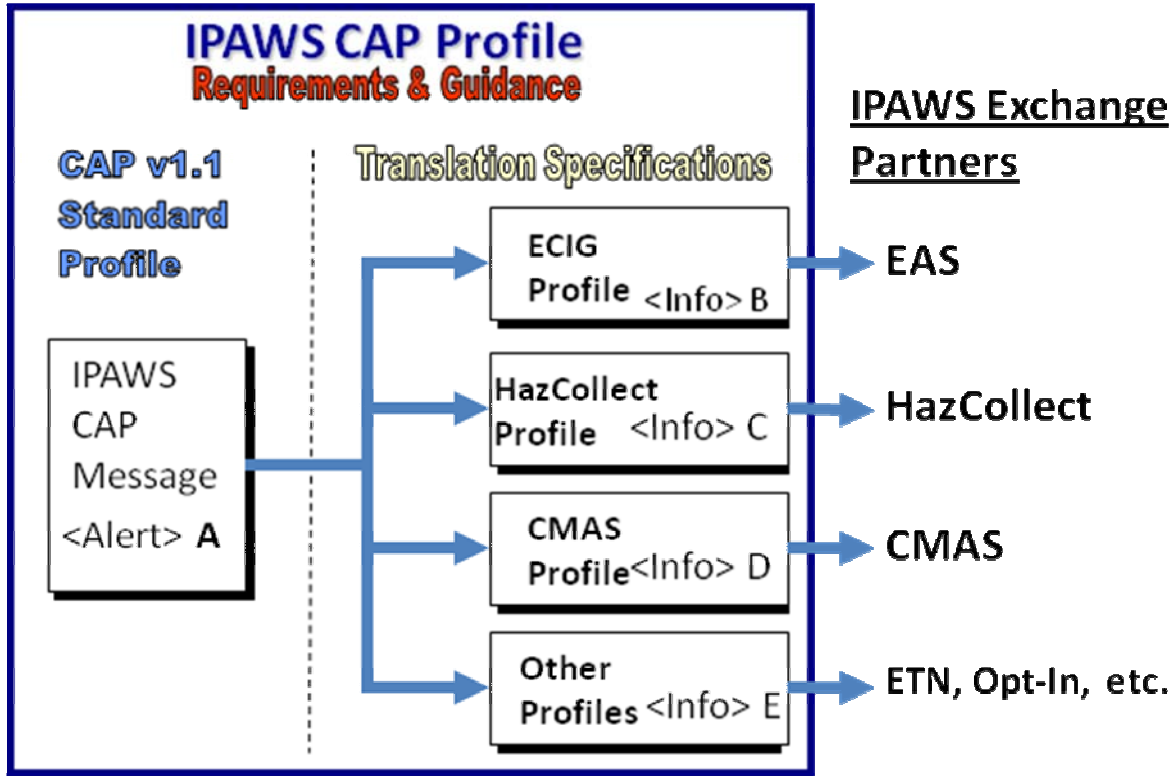


Figure 1- IPAWS-CAP v1.1 Profile Message Exchange Concept

1.1. Purpose

Because public warnings intended for transmission over the EAS can be encoded various ways in CAP, a standardized guideline is desired across all EAS equipment manufacturers and warning practitioners. The Department of Homeland Security (DHS) Office for Interoperability and Compatibility (OIC), FEMA and its practitioner representatives have prepared this document independently of vendor efforts with two purposes in mind:

1. To request that OASIS vet the requirements and recommendations for standardization of an OASIS CAP v1.1-EAS Profile. This Profile defines the source of any CAP v1.1-based alert message intended for transmission over the EAS
2. To provide a technical specification for equipment manufacturers for “translation” FROM this standardized OASIS CAP v1.1-EAS Profile TO the FCC CFR Title 47 Part 11 target message formats

1.2. Scope

IPAWS will initially design the capability to pass CAP v1.1 alerts and warnings to EAS, and addition systems such as the National Oceanic and Atmospheric Administration (NOAA) HazCollect and the Commercial Mobile Alert System (CMAS) will be added in the future. The primary usecase supported by IPAWS requires an originator to create and send a message that complies with the IPAWS CAP v1.1 Profile structure. That message is automatically disseminated to multiple target systems or exchange partners. FEMA envisions the resulting CAP v1.1 structure as a single CAP v1.1 <alert> block that contains multiple <info> blocks – one per exchange partner as seen in Figure 2. The intent of IPAWS is to tailor one <info> block specifically for each particular exchange partner as necessary within criteria required for a profile.

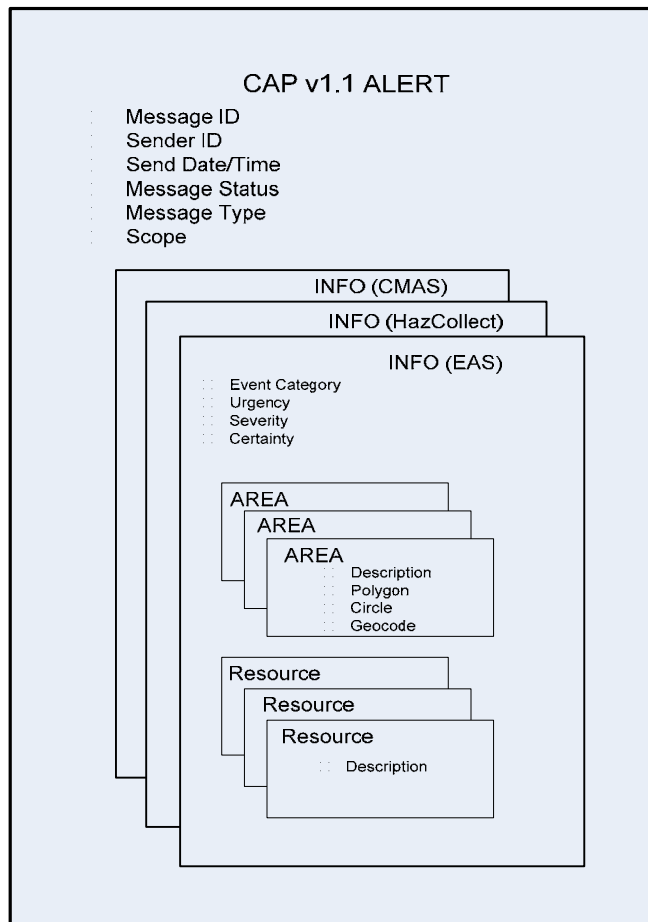


Figure 2- Single CAP v1.1 <alert>, containing multiple <info> blocks (one per Exchange Partner)

Options to encapsulate the IPAWS CAP v1.1 Profile by the EDXL-Distribution Element (DE) are possible and should be considered once enhanced routing and security methods are addressed; however, in this representation, application of EDXL-DE in this structure would be redundant with CAP v1.1 basic <alert> capabilities. CAP v1.1 was developed prior to the EDXL-DE, and therefore had routing capabilities built in. Under this structure, the <info> blocks are partner-specific requiring routing via the <alert> block. Therefore, this document (as did the ECIG recommendation) utilizes only CAP v1.1 as currently designed to perform routing and alerting (i.e., using the <alert> as the “header” for multiple <info> blocks). This document focuses on the construction of an <info> block tailored for EAS purposes and establishes a framework to add <info> blocks for other IPAWS exchange partners.

1.3. Approach

Although the ECIG recommendation was previously reviewed, this document was treated as an independent analysis through detailed research of the FCC 47 CFR Part 11 documentation. Upon completion, the results contained in this document were compared with the results of the ECIG recommendation. Though the ECIG recommendation is an extremely thorough and valuable body of work, some differences are presented for consideration.

This document is organized into two primary sections:

1. **Profile Requirements:** Presented in the form of requirements and guidelines that constrain CAP v1.1 for the construction of an EAS alert message. It is important to note that the CAP v1.1 Profile is not intended to become new messaging standards, but it is only a constrained version of the existing CAP v1.1 standard
2. **Technical Specifications:** Presented in the form of detailed flowcharts and narrative. The flowcharts start with the IPAWS CAP v1.1 Profile message, step through the translation process, and result in an EAS alert. The process of technical specification development also helped to validate the definition of the IPAWS CAP v1.1-EAS Profile

The target message structure requires that the <alert> elements be harmonized over time and across exchange partners with conflicts resolved. <info> elements may be tailored by partner, but <alert> elements are common across partners. The methodology applied while proceeding through the CAP

v1.1 elements list gives preference to EAS for each element interrogated. At this time, an element may be used for an EAS-specific application. As future exchange partners are added and conflicts arise, IPAWS CAP v1.1 extensions may then be added utilizing the <parameter> element. Adding information in <parameter> elements could duplicate the intent of some of the <alert> elements. However, every effort will be made to harmonize the existing elements prior to adding message exchange partner specific parameters.

2. IPAWS Description

IPAWS has been established to meet the Executive Order 13407, which requires “an effective, reliable, integrated, flexible, and comprehensive system to alert and warn the American people in situations of war, terrorist attack, natural disaster or other hazards to public safety and well being.” The primary mission of IPAWS¹ is to assist the President address the nation of the critical alerts and warnings. The goal of IPAWS is to send all-hazards alerts and warnings to the greatest number of people, including those with disabilities and for who English is not his or her primary language. IPAWS shall be required to disseminate those messages over as many platforms as possible to ensure the widest dissemination.

2.1. IPAWS Scope

The scope of IPAWS has two dimensions. The first dimension is to become the end-to-end system of message dissemination. IPAWS provides the President with the capacity for immediate communication to the general public at the national, State and local levels during periods of national emergency. Governors, Mayors, public, and private sector entities may also use selected capabilities of IPAWS on a case-by-case basis as a means of emergency communication with the public in their State or localities.

The second dimension to the IPAWS is as an alert and warning medium. The three basic components of any communication are the message, the medium, and the audience, and IPAWS is the medium. It

¹ IPAWS Mission Needs Statement

neither influences the message nor the audience; although, all three components interrelate. It provides a capacity to transmit simultaneous translations of messages into one or more languages for all users, and it is the means available for disseminating alerts and warnings at all the levels of an incident.

Within the domain of a message, there is an echelon of parties (i.e., national, State, local). There is an individual who sends the message (i.e., President of the United States, Governor, or Mayor). There is an organization that may be involved in this message (i.e., DHS, FEMA, NOAA, or CDC), and there are representatives at each of the separate echelons. The audience for that message is made up of organizations (Federal agencies, State governments, local governments, and the private sector) and individuals (people).

IPAWS is the means and the mechanism for that message to reach this audience. The mode can be broadcast (television, radio, internet) or targeted (telephone contact or Internet), but the means does not influence who provides the message, what the message says, or the intended audience. It is solely the manner through which the message is conveyed. IPAWS provides communications and interoperability capabilities that transcend Preparedness, Response and Recovery – the life cycle of an event as defined by the National Response Framework. Emergency response guidelines and policies determine the level and scale of notification. IPAWS brings the following capability to the National Response Framework:

1. To prevent and mitigate events through its alert and warning role
2. To provide reassurance and follow-up guidance in the response role
3. To focus messages to targeted and potential areas at risk

3. IPAWS Operational Concepts

The operational concept of the IPAWS incorporates and maintains the national-level EAS as a contingency system with its fundamental requirements intact. The President continues to have access to the EAS at all times, with the capability for activation within 10 minutes. Activation rests solely with the President, and EAS provides high probability that at least a portion of the total system would be available for Presidential use under the most severe circumstances. EAS will be able to transmit Information Programming and it continues to be able to preempt all other broadcast and cable programming. EAS, along with other emergency notification mechanisms, remains a part of the

overall public alert and warning system over which FEMA exercises jurisdiction. IPAWS will incorporate and integrate these systems into a national-level alert and all-hazards warning system.

IPAWS requires a capability to process near-real-time weather and risk predictions to identify collaboratively-determined alert zones in order to enable geo-targeted alerting based on risks to specific homes, buildings, neighborhoods, cities, and regions via many last-mile means of message dissemination, such as telephones and other devices, such as cellular phones, pagers, desktop computers, sirens, electronic bulletin boards, FM data receivers, and other public information networks and devices.

Alert and warning content must also be delivered by people and technologies that translate English into an agreed upon number of non-English dialects (prioritized according to Census data) and leverage other non-language-based information presentation methods (i.e., sign language, flashing lights, sirens, hand-and-arm-signals).

4. IPAWS CAP v1.1 Profile - EAS Message Source and Target Descriptions

IPAWS will need to accept and/or apply some standard form of formatted message designed for emergency alerting and deliver the components needed for multiple message exchange partners. One of these partners is the EAS. However, the content of an incoming message or an IPAWS-generated alert defined herein (EAS “source”) must contain the components expected by all of the potential message exchange partners (each exchange partner is a “target”). For purposes of this document at this time the target is the FCC Part 11 message structures supporting EAS.

4.1. IPAWS CAP v1.1 Profile - EAS Description (Source)

By starting with the complete CAP v1.1 specification we can map the needs of the EAS FCC Part 11 message structure to the individual elements and attributes and further constrain the specification as well as add <parameter> tags for any unique needs of the EAS message that do not correspond to existing CAP elements. Figure 3 depicts the Document Object Model (DOM) of the CAP v.1.1 as defined verbatim by OASIS.

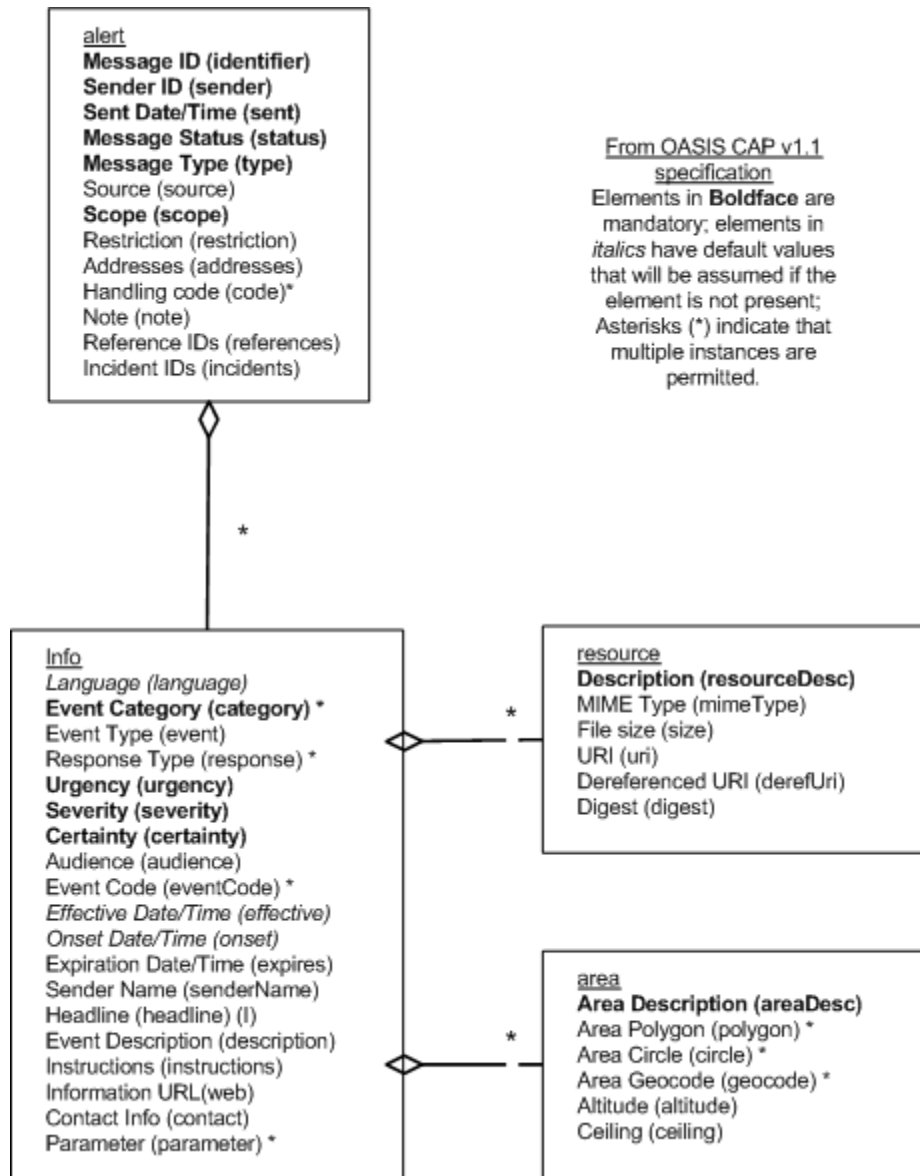


Figure 3- Document Object Model (DOM) of CAP v.1.1 as defined by OASIS

Requirements in following sections define the “source” Profile by tailoring and constraining CAP v1.1. The following excerpt is from “Common Alerting Protocol, v. 1.1 - OASIS Standard CAP-v1.1, October 2005,” providing general context for the Profile definition.

- **Interoperability** – First and foremost, the CAP Alert Message should provide a means for interoperable exchange of alerts and notifications among all kinds of emergency information systems.

- **Completeness** – The CAP Alert Message format should provide for all the elements of an effective public warning message.
- **Simple implementation** – The design should not place undue burdens of complexity on technical implementers.
- **Simple XML and portable structure** – Although the primary anticipated use of the CAP Alert Message is as an XML document, the format should remain sufficiently abstract to be adaptable to other coding schemes.
- **Multi-use format** – One message schema supports multiple message types (e.g., alert / update / cancellations / acknowledgements / error messages) in various applications (actual / exercise / test / system message.)
- **Familiarity** – The data elements and code values should be meaningful to warning originators and non-expert recipients alike.
- **Interdisciplinary and international utility** – The design should allow a broad range of applications in public safety and emergency management and allied applications and should be applicable worldwide.

The Common Alert Protocol SHOULD:

- Provide a specification for a simple, extensible format for digital representation of warning messages and notifications;
- Enable integration of diverse sensor and dissemination systems;
- Be usable over multiple transmission systems, including both TCP/IP-based networks and one-way "broadcast" channels;
- Support credible end-to-end authentication and validation of all messages;
- Provide a unique identifier (e.g., an ID number) for each warning message and for each message originator;
- Provide for multiple message types, such as:
 - Warnings
 - Acknowledgements
 - Expirations and cancellations
 - Updates and amendments
 - Reports of results from dissemination systems
 - Administrative and system messages
- Provide for multiple message types, such as:
 - Geographic targeting

- Level of urgency
- Level of certainty
- Level of threat severity
- Provide a mechanism for referencing supplemental information (e.g., digital audio or image files, additional text);
- Use an established open-standard data representation;
- Be based on a program of real-world cross-platform testing and evaluation;
- Provide a clear basis for certification and further protocol evaluation and improvement; and, provide a clear logical structure that is relevant and clearly applicable to the needs of emergency response and public safety users and warning system operators.

4.2. Emergency Alert System (EAS) FCC CFR Title 47 Part 11 Description (Target)

For purposes of this document the “target” is the FCC Part 11 message structures supporting EAS.

From the FCC Part 11 – Emergency Alert System (EAS):

(a) The EAS is composed of broadcast networks; cable networks and program suppliers; AM, FM, Low Power FM (LPFM) and TV broadcast stations; Class A television (CA) stations; Low Power TV (LPTV) stations; cable systems; wireless cable systems which may consist of Multipoint Distribution Service (MDS), Multichannel Multipoint Distribution Service (MMDS), or Instructional Television Fixed Service (ITFS) stations; and other entities and industries operating on an organized basis during emergencies at the National, State and local levels. It requires that at a minimum all participants use a common EAS protocol, as defined in § 11.31, to send and receive emergency alerts...

An EAS activation of a test or an alert consists of up to four elements:

1. A header code
2. An attention signal
3. An aural message
4. An end of message code

Complete technical specification of the mapping methodology intended between the IPAWS CAP v1.1 Profile and the EAS message structure are included below.

4.3. IPAWS CAP v1.1 Profile Structure Requirements

In order to meet the needs of the devices intended to receive alerts and warnings in a standard, recognized format, an IPAWS CAP v1.1 Profile will be developed to constrain the robust XML standard for simplicity and into a manageable size for meeting unique device and media requirements for transport and consumption.

The WC3 defines an XML Schema as follows:

An XML Schema is a description of a type of XML document, typically expressed in terms of constraints on the structure and content of that document type, above and beyond the basic syntactical constraints imposed by XML itself. AN XML Schema provides a view of a document type at a relatively high level of abstraction.

An XML Profile is applied to an existing XML Schema (in this case the OASIS Standard CAP v1.1 Schema) in order to constrain or enforce aspects of it to accomplish a specific purpose according to the definition and criteria set forth for an XML Profile. Any message that is in compliance with the Profile must validate against the original XML Schema as well as the resulting XML Schema of the Profile.

CAP v1.1 is an XML message standard that also contains an XML Schema, which is to be used for validation of the CAP v1.1 message. A CAP v1.1 Profile (or any Standard Profile) **MUST** result in a constrained XML message adhering to the following requirements.

Table 1: CAP v1.1 Profile Criteria and Miscellaneous Requirements

CAP v1.1 Profile Criteria & Miscellaneous Requirements	
Number	Requirement
1.	A developed and agreed-to CAP v1.1 Profile and resulting Schema MUST adhere to the requirements contained herein.
2.	Unless otherwise stated within this “CAP v1.1 Profile Requirements” table, all OASIS CAP v1.1 elements SHALL be adhered to exactly as specified in the OASIS CAP v1.1 Standard.
3.	A CAP v1.1 Profile MUST not become a new or additional messaging “standard” (i.e., another Alerts and Warnings standard or another CAP v1.1 “version”). It is simply a more constrained version of an <i>existing</i> messaging standard.
4.	A CAP v1.1 Profile message MUST comply with the CAP v1.1 standard. <ul style="list-style-type: none">• A CAP v1.1 Profile message MUST <i>always</i> validate against the CAP v1.1 standard Schema. Definition and Development of the IPAWS CAP v1.1 Profile message may or may not result in a more restrictive Schema.• A CAP v1.1 Profile message MUST validate within the CAP v1.1 standard namespace with no changes to root elements.• A CAP v1.1 Profile message MUST use all required elements (i.e., no deletion of required elements are allowed).• A CAP v1.1 Profile message MUST not change attributes for required fields.
5.	A CAP v1.1 Profile MUST be capable of using an existing CAP v1.1 standard service (i.e., software designed to apply the standard) to receive and understand an IPAWS CAP v1.1 Profile message, but an IPAWS CAP v1.1 Profile service may or may not be able to receive and understand a CAP v1.1 message.
6.	A CAP v1.1 Profile / message MUST NOT be Proprietary Format.
7.	A CAP v1.1 Profile message MAY further constrain the CAP standard.* (* may be thought of as a “constraint Schema” against the standard)
8.	A CAP v1.1 Profile message MAY add to required element definitions.* (* only to extend or interpret the definition)
9.	A CAP v1.1 Profile message MAY limit the size of required elements.
10.	A CAP v1.1 Profile message MAY exclude optional elements.
11.	A CAP v1.1 Profile MAY define elements in a specific, agreed-upon way – as defined and adjudicated for the Profile.

5. IPAWS CAP v1.1 Profile Methodology & Requirements

As summarized earlier, the <alert> block of the CAP v1.1 message will be utilized by IPAWS to determine routing, handling and combined security level identification. The <alert> block is not specific to any included <info> block, but a general reference to all associated <info> blocks and their content. No specific information about any particular <info> block will be included in the <alert> block, unless it will not impact any subsequent <info> blocks. The <alert> block is designed for IPAWS general use. Each <info> block is designed to meet the needs of individual message exchange partners.

The methodology applied while proceeding through the CAP v1.1 elements list gives preference to EAS for each element interrogated. As future exchange partners are added and conflicts arise (i.e., if an element is used for a purpose specific to a particular exchange partner), CAP extensions must be added using the <parameter> element, which may duplicate the intent of some of the <alert> elements.

Figure 4 presents the required IPAWS CAP v1.1 Profile Model with EAS-specific components demonstrating the <parameter> concept. Figure 4 is followed by Table 1: “IPAWS Profile <alert> block,” providing the requirements and guidelines of the elements that are in common and that are intended to apply to all potential message exchange partners. Subsequent tables provide the requirements and guidelines for the elements that are exchange partner-specific (EAS-specific for this document at this time).

Unless otherwise stated within these tables, all OASIS CAP v1.1 elements SHALL be adhered to exactly as specified in the OASIS CAP v1.1 Standard. Terminology within these tables SHALL be interpreted in accordance with Request for Comments (RFC) 2119. “Shall” and “Must” represent absolute requirements, while other terminology represents guidelines or instructions. Where the “Non-Conformance Impact” is blank no impact applies.

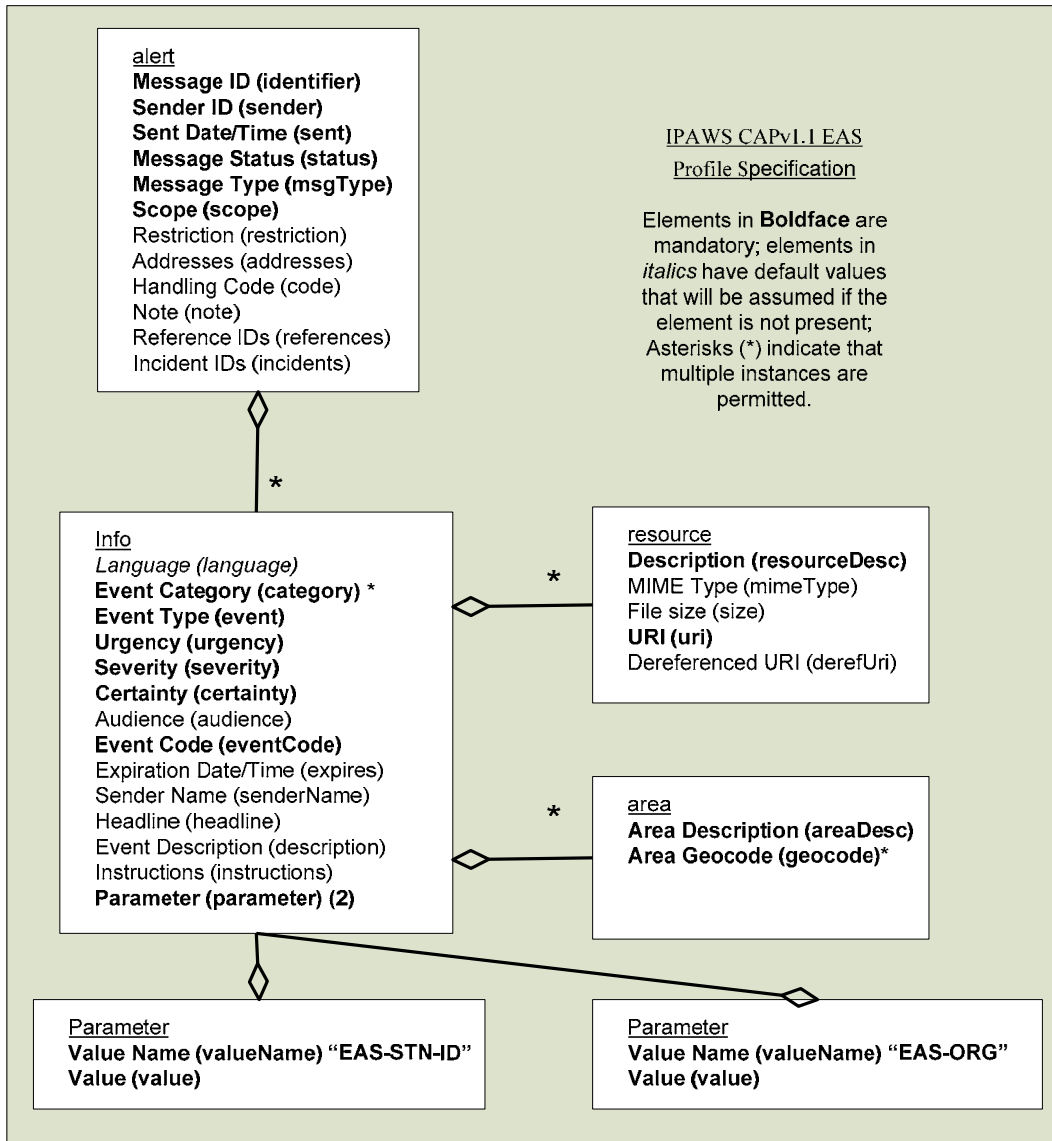


Figure 4- Required IPAWS CAP v1.1- Profile Model with EAS specific information

5.1. IPAWS CAP v1.1 Profile Common Elements

Table 1 represents the requirements and guidelines for the <alert> block of the IPAWS CAP v1.1 Profile that are intended to apply to all potential message exchange partners.

Table 2: IPAWS CAP v1.1 EAS Profile <alert> block Requirements

Element/Attribute or Content	Definition and Optionality	Requirement	Non-Conformance Impact
<alert>	The container for all component parts of the alert message (REQUIRED)	<p>This element MUST:</p> <ul style="list-style-type: none"> (1) Surround CAP alert message sub-elements (2) include the xmlns attribute referencing the CAP URN as the namespace, e.g.: <pre><cap:alert xmlns:cap="urn:oasis:names:tc:emergency:cap:1.1"> [sub-elements] </cap:alert></pre> (3) In addition to the specified sub-elements, MAY contain one or more <info> blocks, each specific to only one identified message exchange partner (e.g. EAS, CMAS, HazCollect). 	<p>The message will be discarded by IPAWS as non-compliant. Schema validation will fail.</p>
<identifier>	The identifier of the alert message (REQUIRED)	<p>This element MUST:</p> <ul style="list-style-type: none"> (1) Contain a number or string uniquely identifying this message, assigned by the sender. (2) MUST NOT include spaces, commas or restricted characters (< and &). <p><i>Note: Applies to the entire message, not individual <info> blocks.</i></p>	<p>If <identifier> does not exist, the message SHALL be ignored; if invalid, the message SHALL be rejected.</p> <p>The message will be discarded by IPAWS as non-compliant. Schema validation will fail.</p>

DRAFT – DO NOT QUOTE OR CITE

Element/Attribute or Content	Definition and Optionality	Requirement	Non-Conformance Impact
			fail.
<sender>	The identifier of the sender of the alert message (REQUIRED)	This element MUST: (1) Identify the originator of this alert. Guaranteed by assigner to be unique globally; e.g., may be based on an Internet domain name (2) MUST NOT include spaces, commas or restricted characters (< and &).	If <sender> does not exist, the message SHALL be ignored; if invalid, the message SHALL be rejected. The message will be discarded by IPAWS as non-compliant. Schema validation will fail.
<sent> Used for EAS Header Code assembly per the Technical Specifications.	The time and date of the origination of the alert message (REQUIRED)	This element MUST: (1) Include the date and time represented in [dateTime] format (e. g., "2002-05-24T16:49:00-07:00" for 24 May 2002 at 16:49 PDT). (2) Alphabetic time zone designators such as "Z" MUST NOT be used. The time zone for UTC MUST be represented as "-00:00" or "+00:00." <i>Note: Applies to the entire message, not individual <info> blocks.</i>	If <sent> does not exist, the message SHALL be ignored; if invalid, the message SHALL be rejected. The message will be discarded by IPAWS as non-compliant. Schema validation will fail. Must be converted to EAS JJJHHMM Effective Date/Time. If cannot be converted due to missing time zone or a syntax error then message SHALL be rejected.
<status>	The code denoting the appropriate	This element MUST: Contain one of the following Code Values:	If <sent> does not exist, the message SHALL be

DRAFT – DO NOT QUOTE OR CITE

Element/Attribute or Content	Definition and Optionality	Requirement	Non-Conformance Impact
	<p>handling of the alert message (REQUIRED)</p>	<p>“Actual” - Actionable by all targeted recipients “Exercise”- Actionable only by designated exercise participants; exercise identifier should appear in <note> “System” - For messages that support alert network internal functions. “Test” - Technical testing only, all recipients disregard “Draft” – A preliminary template or draft, not actionable in its current form.</p> <p>In the use of EAS: EAS Event Codes DMO, NMN, NPT, RMT, and RWT SHALL set the <status> to “Actual”. Messages with a CAP <status> element <value> of “Test” will not be rendered to an EAS broadcast message.</p> <p>All <info> blocks MUST be of the same status type.</p>	<p>ignored; if invalid, the message SHALL be rejected.</p> <p>The message will be discarded by IPAWS as non-compliant. Schema validation will fail.</p>
<msgType>	<p>The code denoting the nature of the alert message (REQUIRED)</p>	<p>This element MUST: Contain one of the following Code Values: “Alert” - Initial information requiring attention by targeted recipients “Update” - Updates and supersedes the earlier message(s) identified in <references> “Cancel” - Cancels the earlier message(s) identified in <references> “Ack” - Acknowledges receipt and acceptance of the message(s) identified in <references>; explanation should appear in <note> preceded by “Ignored:”, “Accepted:”, or “Aired on:”, as appropriate. “Aired on” shall be followed by the FCC Call Sign(s) of the station(s) on which the alert was broadcast. “Error” indicates rejection of the message(s) identified in <references>; explanation SHOULD appear in <note> preceded by “Error:”</p> <p><i>Note: Must apply to all <info> blocks in the message. Multiple “Ack” messages may be necessary in cases where multiple broadcast outlets are processed through the same receiving equipment.</i></p>	<p>If <msgType> does not exist, the message SHALL be ignored; if invalid, the message SHALL be rejected.</p> <p>The message will be discarded by IPAWS as non-compliant. Schema validation will fail.</p>
<scope>	<p>The code denoting the intended distribution of the alert message (REQUIRED)</p>	<p>This element MUST: Contain one of the following Code Values: “Public” - For general dissemination to unrestricted audiences “Restricted” - For dissemination only to users with a known operational requirement (see <restriction>, below)</p>	<p>If <scope> does not exist, the message SHALL be ignored; if invalid, the message SHALL be rejected.</p>

DRAFT – DO NOT QUOTE OR CITE

Element/Attribute or Content	Definition and Optionality	Requirement	Non-Conformance Impact
		<p>“Private” - For dissemination only to specified addresses (see <address>, below).</p> <p>When any info.audience block (described below) sets an Executive Order 12958 classification level to <i>Confidential, Secret or Top Secret</i> the <scope> MUST be set to “Restricted” or “Private” and the highest level of Combined Confidentiality of all info.audience elements will be reflected in the <restriction> element as described below.</p>	<p>The message will be discarded by IPAWS as non-compliant. Schema validation will fail.</p>
<restriction>	<p>The text describing the rule for limiting distribution of the restricted alert message</p> <p>Used when <scope> is set to “Private” or “Restricted” (CONDITIONAL)</p>	<p>If condition is met, this element MUST:</p> <ol style="list-style-type: none"> 1. Reflect the combined classification of all of the <info> blocks. Set in accordance with Executive Order 12958: <i>Unclassified, Confidential, Secret or Top Secret</i> 2. Reflect the combination of any data that may result in a higher security classification 3. Be equal to or higher than any info.audience classification as described below 4. Apply to the handling of the entire message. <p><i>Note: When <scope> is “Private”, <restriction> is to be used as a combined confidentiality marker for all <info> blocks. This method allows messages marked as “Private” to be encrypted for secure delivery.</i></p>	<p>If <scope> is “Private” or “Restricted” and <restriction> is empty, or not applied <restriction> will be assumed to be “Unclassified.”</p>
<addresses>	<p>The group listing of intended recipients of the private alert message (CONDITIONAL)</p>	<p>If condition is met, this element MUST:</p> <ol style="list-style-type: none"> (1) Be used when <scope> value is “Private” (2) Identify each recipient by a unique identifier or address. (3) Enclose addresses including whitespace in double-quotes. Multiple space-delimited addresses MAY be included. 	<p>If <scope> is “Private” and <addresses> is empty, or not applied the message will be discarded by IPAWS as non-compliant. Schema validation will fail.</p>
<code>	<p>The code denoting the special handling of the</p>	<p>(1) Any user-defined flag or special code used to flag the alert message for special handling.</p>	

DRAFT – DO NOT QUOTE OR CITE

Element/Attribute or Content	Definition and Optionality	Requirement	Non-Conformance Impact
	alert message (OPTIONAL)	(2) Multiple instances MAY occur within a single <info> block. Use to indicate originator-assured compliancy with the IPAWS CAP v1.1 Profile or future revisions. "IPAWSPv1.1" denotes the IPAWS CAP v1.1 Profile.	
<note>	The text describing the purpose or significance of the alert message (OPTIONAL)	The message note is primarily intended for use with Cancel, Ack, and Error alert message types.	
<references>	The group listing identifying earlier message(s) referenced by the alert message (OPTIONAL)	If used, the element MUST: (1) Extend message identifier(s) (in the form <i>sender, identifier, sent</i>) of an earlier CAP message or messages referenced by this one. (2) Separate multiple messages by whitespace. The <references> list is to include the entire update trail and not just the most recent update.	
<incidents>	The group listing naming the referent incident(s) of the alert message (OPTIONAL)	(1) Used to collate multiple messages referring to different aspects of the same incident (2) If multiple incident identifiers are referenced, they SHALL be separated by whitespace. Incident names including whitespace SHALL be surrounded by double-quotes.	

5.2. IPAWS CAP v1.1 Profile EAS Specific Elements

The remaining tables represent the requirements and guidelines to create the EAS Profile <info> and other blocks of the IPAWS CAP v1.1 Profile which are intended to be EAS-specific. General guidelines for message creation of an EAS <info> block are defined below:

1. Conventions regarding case-sensitivity: XML specifications require that all CAP v1.1 element names **MUST** be case sensitive. Except where explicitly noted, <valueName> and <value> content are not case sensitive.
2. Conventions regarding Event Codes: All values for EAS Event Code **SHALL** be passed through by EAS devices, even if the Event Code is not shown in FCC Part 11.31, as long as the value is a three-letter code. This acknowledges the possible existence of non-Part 11 codes which appear in a State EAS Plan and are approved for special use by the FCC. Every effort **SHOULD** be used to implement EAS Event Codes as define below:

Table 3:FCC Approved Event Codes

Emergency Action Notification	EAN	Emergency Action Termination	EAT
National Information Center	NIC	National Periodic Test	NPT
Required Monthly Test	RMT	Required Weekly Test	RWT
Tornado Watch	TOA	Tornado Warning	TOR
Severe Thunderstorm Watch	SVA	Severe Thunderstorm Warning	SVR
Severe Weather Statement	SVS	Special Weather Statement	SPS
Flash Flood Watch	FFA	Flash Flood Warning	FFW
Flash Flood Statement	FFS	Flood Watch	FLA
Flood Warning	FLW	Flood Statement	FLS
Winter Storm Watch	WSA	Winter Storm Warning	WSW
Blizzard Warning	BZW	High Wind Watch	HWA
High Wind Warning	HWW	Evacuation Immediate	EVI
Civil Emergency Message	CEM	Practice/Demo Warning	DMO
Hurricane Statement	HLS	Hurricane Watch	HUA
Administrative Message	ADR	Hurricane Warning	HUW
Child Abduction Emergency	CAE	Civil Danger Warning	CDW
Earthquake Warning	EQW	Fire Warning	FRW
Hazardous Materials Warning	HMW	Law Enforcement Warning	LEW
Local Area Emergency	LAE	911 Telephone Outage Emergency	TOE
Radiological Hazard Warning	RHW	Shelter in Place Warning	SPW

Table 4: IPAWS CAP v1.1 Profile EAS <info> block Requirements

Element/Attribute or Content	Definition and Optionality	Requirement	Non-Conformance Impact
<info>	The container for all component parts of the info sub-element for the EAS Profile of the alert message (REQUIRED)	All content intended for EAS broadcast SHALL be placed in a single CAP v1.1<info> block within an Alert, and in the first <area> block within that <info> block. <i>Note: <info> blocks will be specifically tagged with <parameter> information as to which exchange partner is applicable to that block. The order in which the exchange partner <info> blocks appear in the <alert> is not constrained.</i>	Translator layer to EAS exchange partners will ignore all additional <info> and/or <area> blocks in an EAS CAP v1.1 message, which may result in loss of intended information.
<language>	The code denoting the language of the info sub-element of the alert message (OPTIONAL)	If used, this element MUST use: (1) Code Values: Natural language identifier per [RFC 3066] . (2) If not present, an implicit default value of "en-US" SHALL be assumed. (3) A null value in this element SHALL be considered equivalent to "en-US." <i>Note: Multiple language usage is not defined in this version of the IPAWS CAP v1.1 Profile.</i>	
<category>	The code denoting the category of the subject event of the alert message (REQUIRED)	This element MUST contain one of the following: (1) Code Values: "Geo" - Geophysical (inc. landslide) "Met" - Meteorological (inc. flood) "Safety" - General emergency and public safety "Security" - Law enforcement, military, homeland and local/private security "Rescue" - Rescue and recovery "Fire" - Fire suppression and rescue "Health" - Medical and public health "Env" - Pollution and other environmental "Transport" - Public and private transportation "Infra" - Utility, telecommunication, other non-transport infrastructure "CBRNE" – Chemical, Biological, Radiological, Nuclear or High-Yield Explosive threat or attack "Other" - Other events (2) Multiple instances MAY occur within an EAS <info> block.	

DRAFT – DO NOT QUOTE OR CITE

Element/Attribute or Content	Definition and Optionality	Requirement	Non-Conformance Impact
<p style="text-align: center;"><event></p> <p>Used for assembly of EAS recorded audio, EAS text-to-speech audio, and EAS video display text per the Technical Specifications.</p>	<p>The text denoting the type of the subject event of the alert message (REQUIRED)</p>	<p>The full text, or at least the first ten words, of this element will be used in the construction of EAS recorded audio or EAS text-to-speech audio.</p> <p>The full text, or at least the first 60 characters, of this element will be used in the construction of EAS video display text.</p>	
<p style="text-align: center;"><urgency></p>	<p>The code denoting the urgency of the subject event of the alert message (REQUIRED)</p>	<p>(1) The “urgency”, “severity”, and “certainty” elements collectively distinguish less emphatic from more emphatic messages</p> <p>(2) Code Values:</p> <p>“Immediate” - Responsive action SHOULD be taken immediately</p> <p>“Expected” - Responsive action SHOULD be taken soon (within next hour)</p> <p>“Future” - Responsive action SHOULD be taken in the near future</p> <p>“Past” - Responsive action is no longer required</p> <p>“Unknown” - Urgency not known</p> <p>EAS Event Codes DMO, NMN, NPT, RMT, and RWT SHALL set the <urgency> element value to “Unknown”</p> <p><i>Note: CAP to EAS translation does not use this field.</i></p>	
<p style="text-align: center;"><severity></p>	<p>The code denoting the severity of the subject event of the alert message (REQUIRED)</p>	<p>(1) The “urgency”, “severity”, and “certainty” elements collectively distinguish less emphatic from more emphatic messages</p> <p>(2) Code Values:</p> <p>“Extreme” - Extraordinary threat to life or property</p> <p>“Severe” - Significant threat to life or property</p> <p>“Moderate” - Possible threat to life or property</p> <p>“Minor” - Minimal threat to life or property</p> <p>“Unknown” - Severity unknown.</p> <p>EAS Event Codes DMO, NMN, NPT, RMT, and RWT SHALL set the <severity> element value to “Minor.”</p> <p><i>Note: CAP to EAS translation does not use this field</i></p>	

Element/Attribute or Content	Definition and Optionality	Requirement	Non-Conformance Impact
<certainty>	<p>The code denoting the certainty of the subject event of the alert message (REQUIRED)</p>	<p>(1) The “urgency”, “severity”, and “certainty” elements collectively distinguish less emphatic from more emphatic messages. (2) Code Values: “Observed” – Determined to have occurred or to be ongoing. “Likely” - Likely (p > ~50%) “Possible” - Possible but not likely (p <= ~50%) “Unlikely” - Not expected to occur (p ~ 0) “Unknown” - Certainty unknown (3) For backward compatibility with CAP 1.0, the deprecated value of “Very Likely” SHOULD be treated as equivalent to “Likely.”</p> <p>EAS Event Codes DMO, NMN, NPT, RMT, and RWT SHALL set the <certainty> element value to “Unknown”.</p> <p><i>Note: CAP to EAS translation does not use this field.</i></p>	
<audience>	<p>The text describing the intended audience of the alert message (OPTIONAL)</p>	<p>If used, this element MUST be set to reflect the classification of the information contained in the <info> block. Set in accordance with Executive Order 12958: <i>Unclassified, Confidential, Secret or Top Secret.</i></p>	<p>If missing “Unclassified” is assumed.</p>
<p style="text-align: center;"><eventCode></p> <p>Used for EAS Header Code assembly per the Technical Specifications.</p>	<p>A system-specific code identifying the event type of the alert message (REQUIRED)</p>	<p>(1) Any system-specific code for event typing, in the form: <eventCode> <valueName>valueName</valueName> <value>value</value> </eventCode> Where the content of “valueName” is a user-assigned string designating the domain of the code, and the content of “value” is a string (which may represent a number) denoting the value itself (e.g., valueName = “SAME” and value= “CEM”). (2) Values of “valueName” that are acronyms SHOULD be represented in all capital letters without periods (e.g., SAME, FIPS, ZIP).</p> <p>The EAS <eventCode> <valueName> must be “SAME”.</p>	<p>If <eventCode> does not exist, the message SHALL be ignored; if invalid, the message SHALL be rejected.</p> <p>Message rejected by Translator.</p>

DRAFT – DO NOT QUOTE OR CITE

Element/Attribute or Content	Definition and Optionality	Requirement	Non-Conformance Impact
		<p>The EAS <eventCode> <value>, such as CAE or CEM, is case-sensitive and SHALL be a 3-letter alphabetic code. Only one <eventCode> is allowed in the EAS <info> block.</p> <p><i>Notes: Any EAS Event Code may be sent with a CAP <status> element <value> of “Test”, in which case that alert SHALL not be broadcast as a valid alert but treated as a log-only event. All values for EAS Event Code SHALL be passed through by EAS CAP Profile devices, even if the Event Code is not shown in FCC Part 11.31, as long as the value is a three-letter code. This acknowledges the possible existence of non-Part 11 codes which appear in a State EAS Plan and are approved for special use by the FCC.</i></p>	
<p><expires></p> <p>Used for EAS Header Code assembly per the Technical Specifications.</p>	<p>The expiry time of the information of the alert message (OPTIONAL)</p>	<p>(1) The date and time is represented in [dateTime] format (e. g., "2002-05-24T16:49:00-07:00" for 24 May 2002 at 16:49 PDT). (2) Alphabetic time zone designators such as “Z” MUST NOT be used. The time zone for UTC MUST be represented as “-00:00” or “+00:00.”</p> <p>While the ISO 8601 format considers indication of Time Zone to be optional, the <info><expires> element SHOULD include a Time Zone.</p>	<p>If the optional <expires> field is missing, the expired time will be assumed to be one hour greater than the <sent> element. That is, 0100 shall be assumed for the EAS Duration (TTTT). If there are no other errors, the message SHALL be accepted.</p>
<p><senderName></p> <p>Used for assembly of EAS recorded audio, EAS text-to-speech audio, and EAS video display text per the Technical</p>	<p>The text naming the originator of the alert message (OPTIONAL)</p>	<p>The human-readable name of the agency or authority issuing this alert.</p> <p>The full text, or at least the first ten words, of this element will be used in the construction of EAS recorded audio or EAS text-to-speech audio.</p> <p>The full text, or at least the first 60 characters, of this element will be used in the construction of EAS video display text.</p>	<p>If <senderName> is not included the EAS translator will utilize the words “Emergency Alert System”</p>

DRAFT – DO NOT QUOTE OR CITE

Element/Attribute or Content	Definition and Optionality	Requirement	Non-Conformance Impact
Specifications.			
<p data-bbox="176 375 415 407"><headline></p> <p data-bbox="176 440 415 716">Used for assembly of EAS recorded audio, EAS text-to-speech audio, and EAS video display text per the Technical Specifications.</p>	<p data-bbox="415 375 701 472">The text headline of the alert message (OPTIONAL)</p>	<p data-bbox="701 375 1610 496">A brief human-readable headline. Note that some displays (for example, short messaging service devices) may only present this headline; it SHOULD be made as direct and actionable as possible while remaining short. 160 characters MAY be a useful target limit for headline length.</p> <p data-bbox="701 529 1610 594">The full text, or at least the first ten words, of this element will be used in the construction of EAS recorded audio or EAS text-to-speech audio.</p> <p data-bbox="701 626 1610 691">The full text, or at least the first 60 characters, of this element will be used in the construction of EAS video display text.</p>	
<p data-bbox="176 748 415 781"><description></p> <p data-bbox="176 813 415 1089">Used for assembly of EAS recorded audio, EAS text-to-speech audio, and EAS video display text per the Technical Specifications.</p>	<p data-bbox="415 748 701 781">(OPTIONAL)</p>	<p data-bbox="701 748 1610 813">An extended human readable description of the hazard or event that occasioned this message.</p> <p data-bbox="701 846 1610 935">The full text, or at least the first one hundred words, of this element will be used in the construction of EAS recorded audio or EAS text-to-speech audio.</p> <p data-bbox="701 967 1610 1032">The full text, or at least the first 900 characters, of this element will be used in the construction of EAS video display text.</p>	
<p data-bbox="176 1122 415 1154"><instruction></p> <p data-bbox="176 1187 415 1430">Used for assembly of EAS recorded audio, EAS text-to-speech audio, and EAS video display text per the Technical</p>	<p data-bbox="415 1122 701 1154">(OPTIONAL)</p>	<p data-bbox="701 1122 1610 1219">An extended human readable instruction to targeted recipients. (If different instructions are intended for different recipients, they should be represented by use of multiple <info> blocks.)</p> <p data-bbox="701 1252 1610 1341">The full text, or at least the first one hundred words, of this element will be used in the construction of EAS recorded audio or EAS text-to-speech audio.</p> <p data-bbox="701 1373 1610 1438">The full text, or at least the first 900 characters, of this element will be used in the construction of EAS video display text.</p>	

Element/Attribute or Content	Definition and Optionality	Requirement	Non-Conformance Impact
Specifications.			
<p style="text-align: center;"><parameter> (EAS-ORG)</p> <p>Used for EAS Header Code assembly per the Technical Specifications.</p>	<p>A system-specific additional parameter associated with the alert message (Optional)</p>	<p>(1) Any system-specific datum, in the form: <parameter> <valueName>valueName</valueName> <value>value</value> </parameter> where the content of “valueName” is a user-assigned string designating the domain of the code, and the content of “value” is a string (which may represent a number) denoting the value itself (e.g., valueName = “SAME” and value= “CIV”). (2) Values of “valueName” that are acronyms SHOULD be represented in all capital letters without periods (e.g., SAME, FIPS, ZIP).</p> <p>The EAS Originator Code (ORG) SHALL be included in the <value> element with a <valueName> of “EAS-ORG”.</p> <p>The EAS-ORG <value>, such as EAS or PEP, is case-sensitive and SHALL be a 3-letter alphabetic code.</p> <p>Only one EAS-ORG <parameter> is allowed in the EAS <info> block.</p>	<p>Message rejected by Translator. If this optional field is not present, processing devices SHALL assume that the originator is CIV, and if there are no other errors, the message SHALL be accepted.</p>
<p style="text-align: center;"><parameter> (EAS-STN-ID)</p> <p>Used for EAS Header Code assembly per the Technical Specifications.</p>	<p>A system-specific additional parameter associated with the alert message (OPTIONAL)</p>	<p>(1) Any system-specific datum, in the form: <parameter> <valueName>valueName</valueName> <value>value</value> </parameter> where the content of “valueName” is a user-assigned string designating the domain of the code, and the content of “value” is a string (which may represent a number) denoting the value itself (e.g., valueName = “SAME” and value= “CIV”). (2) Values of “valueName” that are acronyms SHOULD be represented in all capital letters without periods (e.g., SAME, FIPS, ZIP).</p> <p>The EAS STATION ID (LLLLLLLL) SHALL be included in the <value> element with a <valueName> of “EAS-STATION-ID”.</p>	<p>Message rejected by Translator. If this optional field is not present, processing devices may create the EAS STATION ID as 8 space characters or some other system-defined value.</p>

Element/Attribute or Content	Definition and Optionality	Requirement	Non-Conformance Impact
		<p>The EAS-STATION-ID <value> is case-sensitive and SHALL be up to 8 printable characters, but cannot be a dash '-' or plus '+' character.</p> <p>Only one EAS-STATION-ID <parameter> is allowed in the EAS <info> block.</p>	
<p><parameter> (EAS-Must-Carry)</p> <p>Used for EAS Header Code assembly per the Technical Specifications.</p>	<p>A system-specific additional parameter associated with the alert message (CONDITIONAL)</p>	<p>(1) Any system-specific datum, in the form: <parameter> <valueName>valueName</valueName> <value>value</value> </parameter> where the content of "valueName" is a user-assigned string designating the domain of the code, and the content of "value" is a string (which may represent a number) denoting the value itself (e.g., valueName = "SAME" and value="CIV".) (2) Values of "valueName" that are acronyms SHOULD be represented in all capital letters without periods (e.g., SAME, FIPS, ZIP).</p> <p>If this parameter is present and the value is TRUE, then the CAP message has come from a state governor's office and the EAS system must place the message on air with priority status.</p>	<p>If this parameter is not present or the value is FALSE, then the CAP message has not come from a state governor's office and the EAS system is not <i>required</i> to process the message with priority status.</p>

Table 5: IPAWS CAP v1.1-EAS Profile <info><resource> block Requirements

Element/Attribute or Content	Definition and Optionality	Requirement	Non-Conformance Impact
<resource>	<p>The container for all component parts of the <resource> sub-element of the <info> sub-element of the <alert> element (CONDITIONAL)</p>	<p>(1) Refers to an additional file with supplemental information related to this <info> element; e.g., an image or audio file (2) Multiple occurrences MAY occur within a single <info> block</p>	<p>No audio processing can/will occur if <resource> is not included.</p>

Element/Attribute or Content	Definition and Optionality	Requirement	Non-Conformance Impact
<p><resourceDesc></p> <p>Used for assembly of EAS recorded audio, EAS streaming audio, and EAS text-to-speech audio per the Technical Specifications.</p>	<p>The text describing the type and content of the resource file (CONDITIONAL)</p>	<p>The human-readable text describing the content and kind, such as “map” or “photo,” of the resource file.</p> <p>If <resource> is used <resourceDesc> MUST be defined as follows where applicable:</p> <p>“EAS Audio” (for recorded audio file attachment) “EAS Streaming Audio” (for streaming audio URI).</p>	<p>If <info><resource> exists and <resourceDesc> does not exist, the message SHALL be ignored; if invalid, the message SHALL be rejected.</p>
<p><mimeType></p>	<p>The identifier of the MIME content type and sub-type describing the resource file (OPTIONAL)</p>	<p>MIME content type and sub-type as described in [RFC 2046]. (As of this document, the current IANA registered MIME types are listed at http://www.iana.org/assignments/mediatypes/)</p>	
<p><size></p>	<p>The integer indicating the size of the resource file (OPTIONAL)</p>	<p>Approximate size of the resource file in bytes.</p>	
<p><uri></p> <p>Used for assembly of EAS recorded audio, EAS streaming audio, and EAS text-to-speech audio per the Technical Specifications.</p>	<p>The identifier of the hyperlink for the resource file (CONDITIONAL)</p>	<p>A full absolute URI, typically a Uniform Resource Locator that can be used to retrieve the resource over the Internet OR a relative URI to name the content of a <derefUri> element if one is present in this resource block.</p>	<p>If <info><resource> exists and <uri> does not exist, the message SHALL be ignored; if invalid, the message SHALL be rejected.</p>

Element/Attribute or Content	Definition and Optionality	Requirement	Non-Conformance Impact
<drefUri>	The base-64 encoded data content of the resource file (CONDITIONAL)	<p>(1) MAY be used either with or instead of the <uri> element in messages transmitted over one-way (e.g., broadcast) data links where retrieval of a resource via a URI is not feasible.</p> <p>(2) Clients intended for use with one-way data links MUST support this element.</p> <p>(3) This element MUST NOT be used unless the sender is certain that all direct clients are capable of processing it.</p> <p>(4) If messages including this element are forwarded onto a two-way network, the forwarder MUST strip the <drefUri> element and SHOULD extract the file contents and provide a <uri> link to a retrievable version of the file.</p> <p>(5) Providers of one-way data links MAY enforce additional restrictions on the use of this element, including message-size limits and restrictions regarding file types.</p> <p>Needed if alert data is sent within message.</p>	

Table 6: IPAWS CAP v1.1 Profile - EAS <info><area> block Requirements

Element/Attribute or Content	Definition and Optionality	Requirement	Non-Conformance Impact
<area>	The container for all component parts of the <area> sub-element of the <info> sub-element of the <alert> message (OPTIONAL)	<p>(1) Multiple occurrences permitted, in which case the target area for the <info> block is the union of all the included <area> blocks.</p> <p>(2) MAY contain one or multiple instances of <polygon>, <circle> or <geocode>. If multiple <polygon>, <circle> or <geocode> elements are included, the area described by this <area> is the union of those represented by the included elements.</p> <p>If element is used, only the first <info><area> block is allowed for EAS Processing.</p> <p>Basic syntax example: <area></p>	Additional <area> blocks beyond the first attached to an EAS <info> block will be ignored. The presence of more than one area block SHALL NOT cause the message to be rejected or ignored.

Element/Attribute or Content	Definition and Optionality	Requirement	Non-Conformance Impact
		<pre><areaDesc>Arlington, VA</areaDesc> <geocode> <valueName>SAME</valueName> <value>022292</value> </geocode> </area></pre>	
<p><areaDesc></p> <p>Used for assembly of EAS recorded audio, EAS text-to-speech audio, and EAS video display text per the Technical Specifications.</p>	<p>The text describing the affected area of the alert message (REQUIRED)</p>	<p>A text description of the affected area.</p> <p>If <info><area> is used than <areaDesc> is required.</p> <p>The full text, or at least the first one hundred words, of this element will be used in the construction of EAS recorded audio or EAS text-to-speech audio.</p> <p>The full text, or at least the first 900 characters, of this element will be used in the construction of EAS video display text.</p>	<p>If <info><area> exists and <areaDesc> does not exist, the message SHALL be ignored; if invalid, the message SHALL be rejected.</p>
<p><geocode></p> <p>Used for EAS Header Code assembly per the Technical Specifications.</p>	<p>The geographic code delineating the affected area of the alert message (REQUIRED)</p>	<p>(1) Any geographically-based code to describe message target area:</p> <pre><parameter> <valueName>valueName</valueName> <value>value</value> </parameter></pre> <p>where the content of “valueName” is a user-assigned string designating the domain of the code, and the content of “value” is a string (which may represent a number) denoting the value itself (e.g., valueName = “SAME” and value= “006113”).</p> <p>(2) Values of “valueName” that are acronyms SHOULD be represented in all capital letters without periods (e.g., SAME, FIPS, ZIP).</p> <p>(3) Multiple instances MAY occur within a single <info> block.</p> <p>(4) This element is primarily for compatibility with other systems. Use of this element presumes knowledge of the coding system on the part of recipients; therefore, for interoperability, it SHOULD be used in concert with an equivalent description in the more universally understood <polygon> and <circle> forms whenever possible.</p>	<p>If <info><area> exists and <geocode> does not exist, the message SHALL be ignored; if invalid, the message SHALL be rejected.</p> <p>If <geocode> does not have <valueName> of “SAME” it will be ignored. If the <value> is not in PSSCCC format it will be rejected.</p>

DRAFT – DO NOT QUOTE OR CITE

Element/Attribute or Content	Definition and Optionality	Requirement	Non-Conformance Impact
		<p>This element MUST contain at least one <geocode> with <valueName> of "SAME" and one <value> string representing the 6-digit EAS Location code (PSSCCC), defined per CFR 47 Part 11.</p> <p>Example: <geocode> <valueName>SAME</valueName> <value>006013</value> </geocode></p> <p>A location code consisting of all zeros ("000000") shall indicate a message intended for the entire United States and Territories.</p>	

6. IPAWS CAP v1.1 Profile EAS Technical Specifications

The purpose of this section is to provide a technical specification for equipment manufacturers for translation FROM a message constructed in accordance with the IPAWS CAP v1.1 Profile TO the FCC Part 11 target message formats. Construction of an EAS message consumable by an EAS device in accordance with the IPAWS CAP v1.1 Profile requires logic in the translation layer. The following documentation is presented in the form of detailed flowcharts which start with the incoming IPAWS CAP v1.1 message, step through the translation process, and result in an EAS alert.

EAS Decoder specifications can be found in the Electronic Code of Federal Regulations Part 11.33: (<http://ecfr.gpoaccess.gov/cgi/t/text/text-idx?c=ecfr;rgn=div8;view=text;node=47%3A1.0.1.1.11.2.237.3;idno=47;cc=ecfr>)

An EAS activation of a test or an alert consists of up to four elements:

1. A header code. **All** EAS activations will include a header code data burst. The header code will be sent three times, with a one-second pause after each transmission, to ensure proper reception by EAS devices.
2. An attention signal. Following the header code, a two-tone attention signal is used to alert listeners and viewers that EAS activation has occurred and that a message will follow. The attention signal should be used if, and only if, a message will be included as part of the alert.
3. A message. The message may be audio, video, or text. The message follows the attention signal. Use of the two-tone attention signal and a message will be determined by the originator of the alert; they are not required, but if one is used the other **MUST** accompany it.
4. An end of message code. **All** EAS activations will conclude with an end-of-message code data burst. The end-of- message code will be sent three times, with at least a one-second pause after each transmission, to ensure proper reception by EAS devices.

Figure 5 is a depiction of the general translation logic, followed by specific sections for the construction of audio, text-to-speech, audio, and video display text.

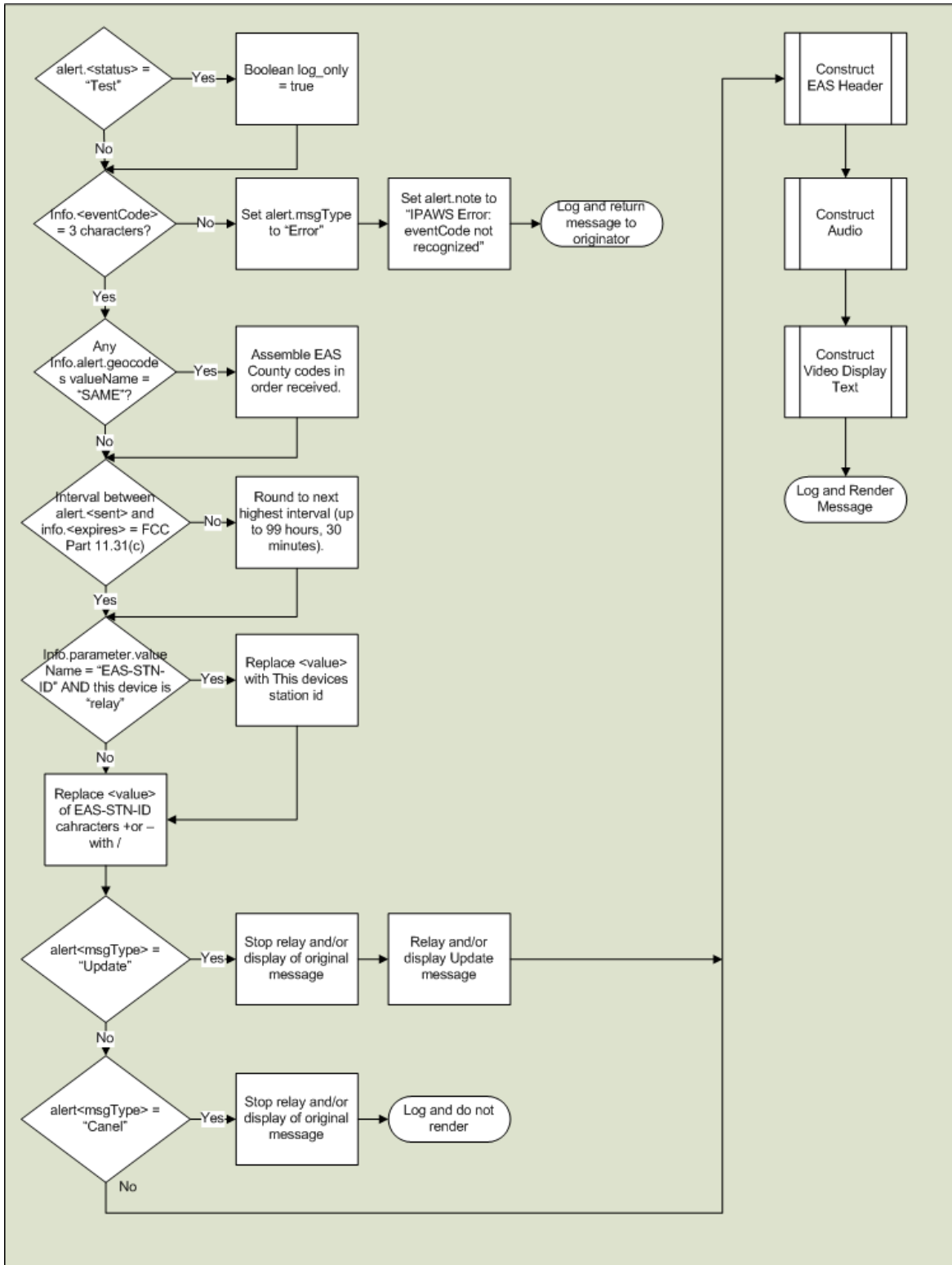


Figure 5- General EAS Processing

6.1. Constructing an EAS Header Code from IPAWS CAP v1.1 Profile

The FCC Part 11.31c specifies that EAS Header Codes consist of the following elements sent in the following sequence:

[Preamble] ZCZC-ORG-EEE-PSSCCC+TTTT-JJHHMM-LLLLLLLL

IPAWS CAP v1.1 Profile elements will be used in the construction of the EAS Header as follows:

- The [Preamble] clears the system and is sent automatically by the EAS encoder.
- The identifier (**ZCZC**) indicates the start of the American Standard Code for Information Interchange (ASCII) code and is sent automatically by the EAS encoder.
- The EAS Originator Code (ORG) describes the type of entity originating an EAS activation. It is programmed into an EAS encoder by the user at initial setup. The EAS Originator Code (ORG) SHALL be included in the <value> element of a CAP <info><parameter> block with a <valueName> of “EAS-ORG”. Originator Codes are specified in FCC Part 11.31d, as follows. Though not specified in FCC Part 11.31d, “EAN” is included as a reserved EAS Originator Code for future means of transmitting messages for EAN events.
 - **EAN** - Emergency Action Notification
 - **PEP** - Primary Entry Point System
 - **EAS** - Broadcast station or cable system
 - **WXR** - National Weather Service
 - **CIV** - Civil authorities
- The EAS Event Code (EEE) describes the type of event that has occurred and must be programmed into an encoder by the originator for each activation. The EEE SHALL be represented using the CAP <info><eventCode> element with a <valueName> of “SAME.”

- The EEE <value>, such as CAE or CEM, is case sensitive.
- Note that in some cases, such as tests, the encoder may use a macro function which assigns the event code, making it seem like no Event Code was specified.
- Each EAS County Location Code (PSSCCC) SHALL be included in the <value> element of a separate CAP <area><geocode> element with a <valueName> of “SAME.”
 - This <value> is understood to be the 6-digit EAS/SAME Location Code, comprised of the standard FIPS Code with a leading digit indicating the 1/9th area sub-division.
 - The geocodes SHALL be placed into the EAS ZCZC string in the order that they are encountered in the CAP message. This is required to allow duplicate EAS messages to be detected.
 - A location code consisting of all zeros ("000000") shall indicate a message intended for the entire United States and Territories.
- The EAS Duration (TTTT) SHALL be represented using the CAP <info><expires> element in the International Organization for Standardization (ISO) 8601 format per the OASIS CAP 1.1 specification.
 - The interval between the CAP <alert><sent> and <info><expires> elements SHOULD be one of the intervals permitted for the “TTTT” parameter in FCC Part 11.31(c).
 - If the interval between <sent> and <expires> elements is less than one hour, the valid range permitted for EAS Duration shall be 0015, 0030, or 0045.
 - If the interval between <sent> and <expires> elements is greater than one hour, the valid range permitted for EAS Duration shall be in half-hour increments from 0100 to 9930.
 - If a message is received with an interval between the <sent> and <expires> elements that does not conform to one of the intervals permitted for the “TTTT” parameter in FCC Part 11.31(c), the interval shall be rounded to the next highest permitted interval up to 99 hours, 30 minutes. FCC Part 11 did not place an upper limit on EAS Duration, allowing a value of 9930.
- The EAS Time Alert Issued (JJJHHMM) SHALL be represented using the CAP <alert><sent> element in the ISO 8601 format per the OASIS CAP 1.1 specification.
- The EAS Station ID (LLLLLLLL) SHALL be included in the <value> element of a CAP <info><parameter> block (complex element) with a <valueName> of “EAS-STN-ID.”

- Translation to EAS Station ID must pad the <value> element with the space character to 8 full bytes.
- The Station ID SHOULD adhere to the character set limitations as defined in FCC Part 11.31(b), for example, the dash “-” and plus “+” characters are not permitted. Dash characters SHALL be converted to a slash '/', and plus characters SHALL be converted to a space.
- Messages for which the Governor’s “must carry” authority is invoked SHALL be marked by the inclusion of an additional CAP <info><parameter> block with a <valueName> of “EAS-Must-Carry” and a <value> of “True.” Such messages will be given appropriate priority in accordance with FCC regulations.

6.2. Constructing EAS Audio from IPAWS CAP v1.1 Profile

An EAS Audio message will be constructed as follows:

1. If attached audio with a CAP <resourceDesc> element <value> of “EAS Audio” is present, the EAS device SHALL use that attached EAS recorded audio as the audio portion of the EAS alert.
2. If attached EAS Audio is not present, and the EAS device supports text-to-speech technology, then text-to-speech audio SHALL be rendered as described in the “Constructing Text-to-Speech Audio from IPAWS CAP v1.1 Profile” section below and used as the audio portion of the EAS alert.
3. If none of the CAP elements required to construct a text-to-speech audio message as outlined in Figure 6 are present, then the expansion of the generated EAS message SHALL be used as the text, and rendered as text-to-speech.
4. If there is no attached EAS Audio, and the device does not support text-to-speech, the alert SHALL be sent as EAS-codes-only with no audio.

5. If an EAS Audio Uniform Resource Locator (URL) can not be accessed in a reasonable amount of time, then text-to-speech audio SHALL be rendered as described in the “Constructing Text-to-Speech Audio from IPAWS CAP v1.1 Profile” section below and used as the audio portion of the EAS alert. If the device does not support text-to-speech, the alert SHALL be sent as EAS-codes-only with no audio. The individual device user will decide what value to enter into the reasonable-amount-of-time value in that particular device.

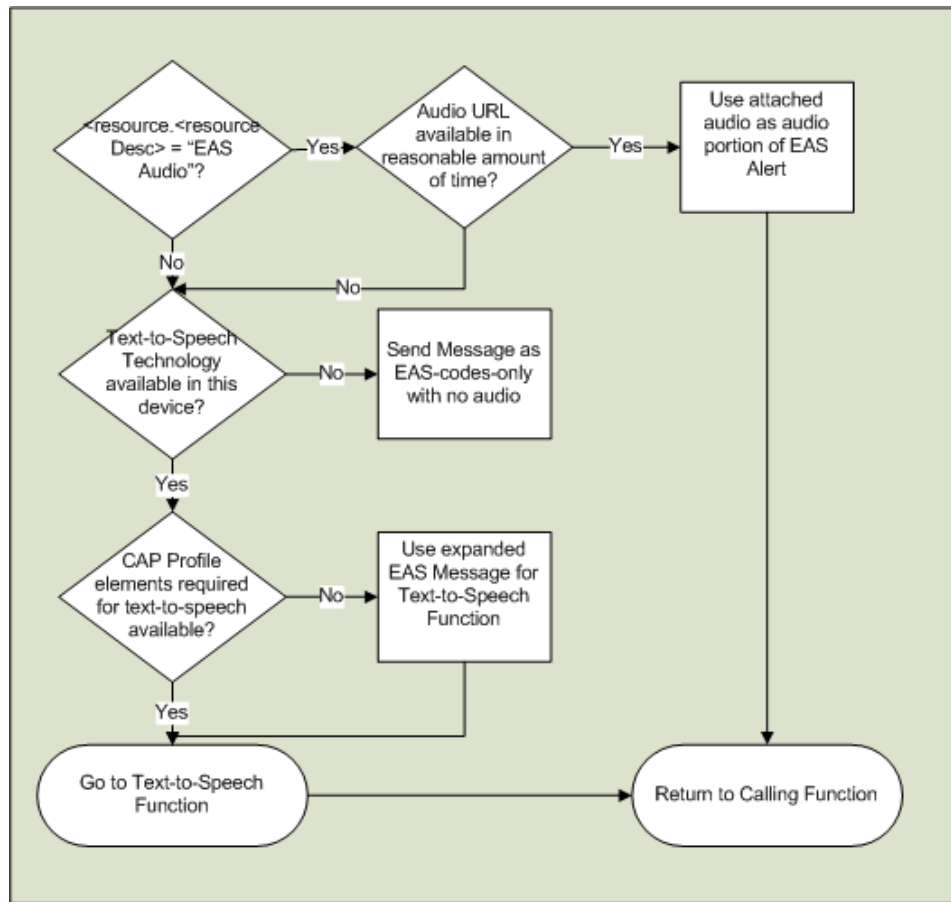


Figure 6 - Audio EAS Processing

6.2.1 Constructing EAS Recorded Audio from IPAWS CAP v1.1 Profile

Where a recorded audio message intended for EAS use accompanies the CAP message in a CAP <resource> block, the EAS recorded audio message is constructed as follows:

- The audio SHALL be encoded as either an MP3 file as mono, 64 kbit/s data, preferably sampled at 22.05 kHz or otherwise at 44.1 kHz, or as a WAV PCM file as mono, 16-bit, sampled at 22.05 kHz.
- The CAP <resourceDesc> element <value> SHALL be “EAS Audio”.
- The audio SHOULD be a reading of the same text as that in the CAP elements described below, so that the recorded audio message will match the video display message:
 - A sentence containing the Originator, Event, Location and the valid time period of the EAS message as represented in the EAS ZCZC Header Code as required in FCC Rules Part 11.51(d), followed by,
 - The words “This is the” followed by the full text of, or at least the first ten words from, the CAP <senderName> element, or if a <senderName> is not used by the words “Emergency Alert System”, followed by,
 - The full text of, or at least the first ten words from, the CAP <headline> element, followed by,
 - The full text of, or at least the first ten words from, the CAP <event> element, followed by,
 - The full text of, or at least the first one hundred words from, the CAP <areaDesc> element, followed by,
 - The full text of, or at least the first one hundred words from, the CAP <description> element; followed by,
 - The full text of, or at least the first one hundred words from, the CAP <instruction> element.
 - Whenever the text included from the CAP <headline>, <areaDesc>, <description> or <instruction> elements is shorter than the full original text, any deletion SHALL be indicated by a one-second pause immediately following the shortened section of text.

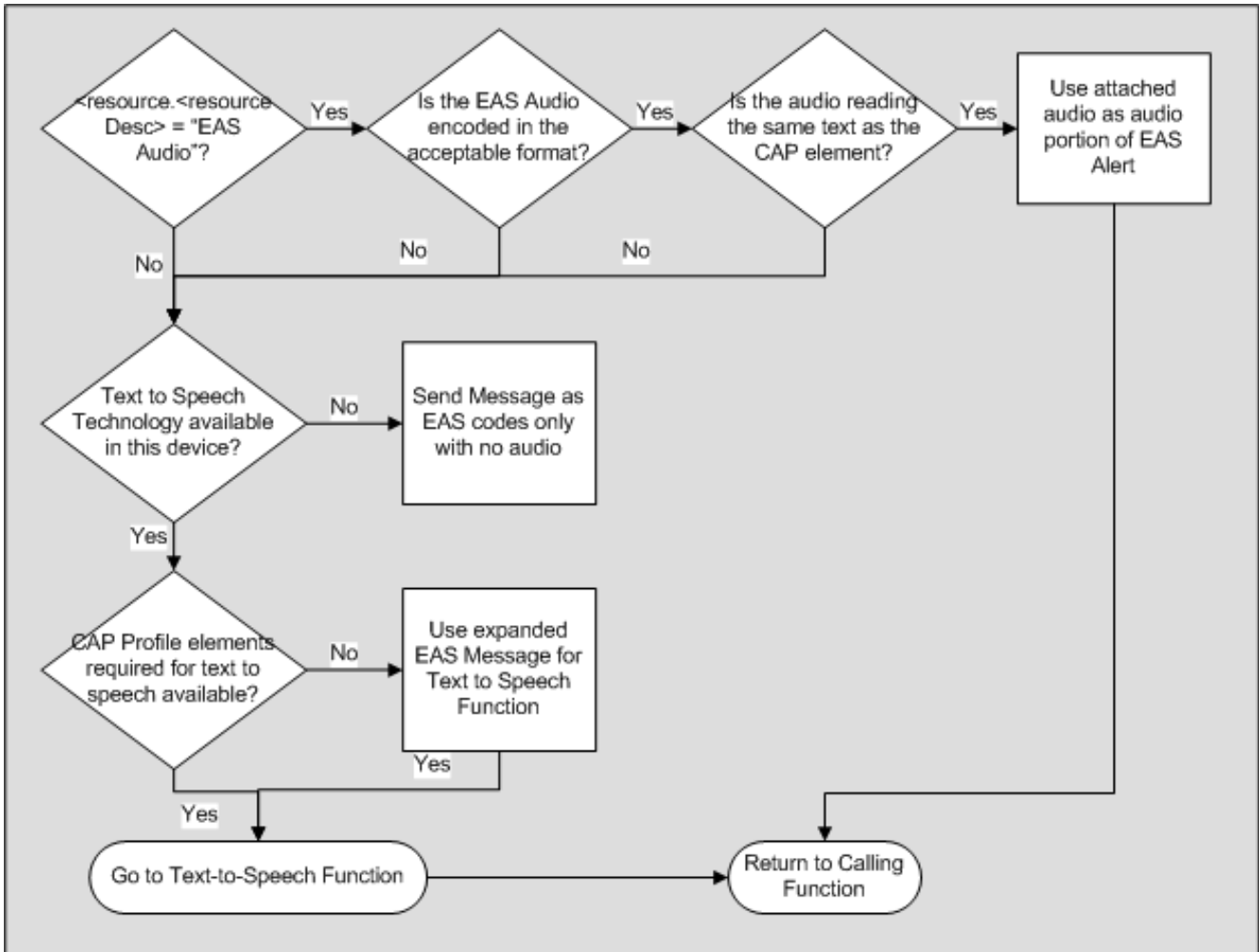


Figure 7: EAS Recorded Audio Processing

In the section above, the calculation for the maximum number of words in two minutes is based on 120 WPM. However, the FCC Part 11 two-minute limit on EAS messages will be enforced regardless of the speed used or the number of words.

There SHALL be an absolute maximum of the first 200 words recorded resulting from the combination of all of the above elements.

6.2.2 Constructing EAS Streaming Audio from IPAWS CAP v1.1 Profile

Where a streaming audio message intended for EAS use accompanies the CAP message in a CAP <resource> block, such as for an EAS EAN message, the EAS streaming audio message is constructed as follows:

- The CAP <resourceDesc> element value SHALL be “EAS Streaming Audio.”
- The audio SHALL use one of the following streaming methods:
 - MP3 streaming as either HTTP progressive-download streaming, or
 - MP3 streaming from a streaming server such as a Shoutcast™/Icecast™-compatible streaming server.

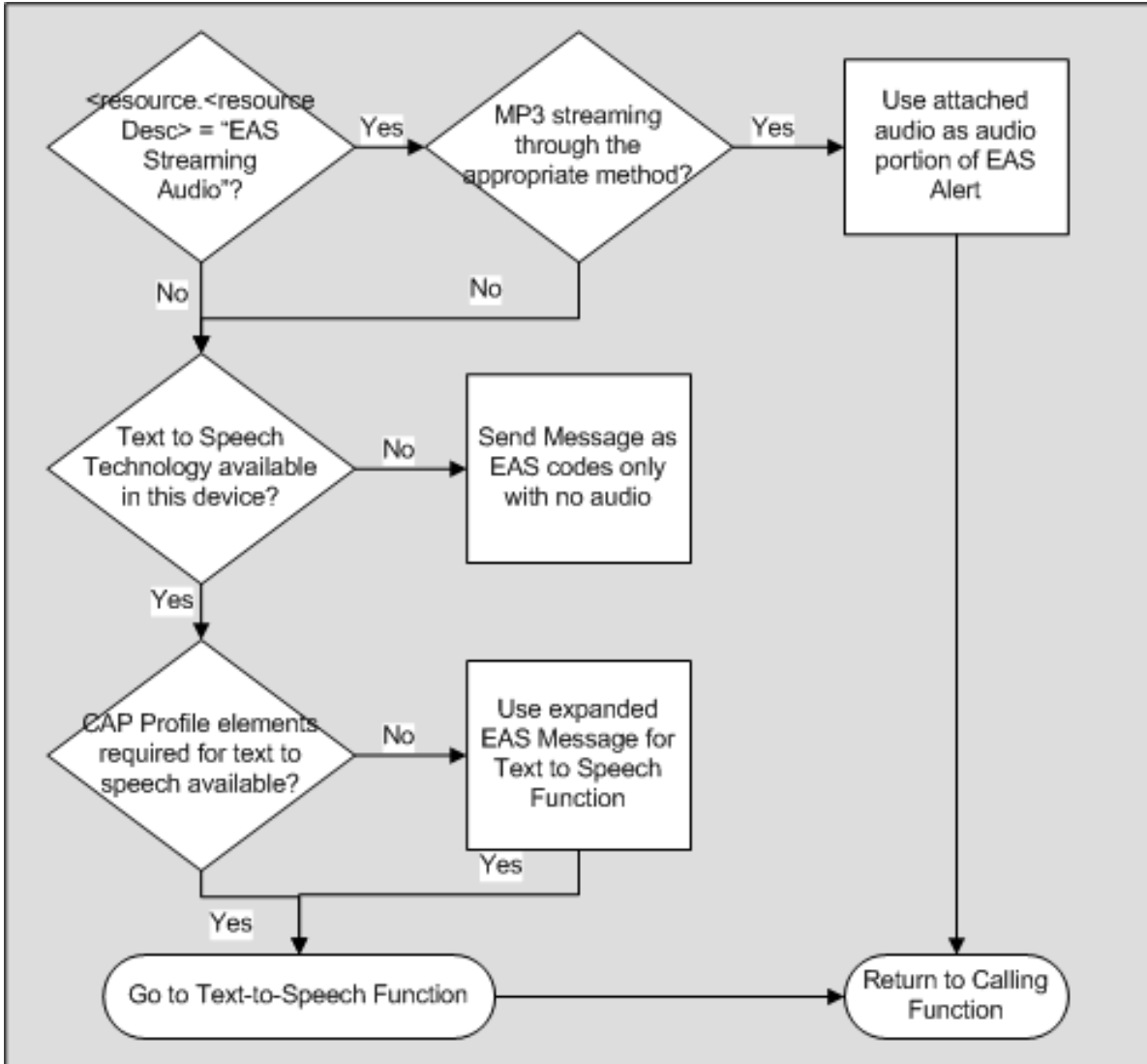


Figure 8: Streaming Audio EAS Processing

6.2.3 Constructing Text-to-Speech from IPAWS CAP v1.1 Profile

Where the CAP message is to be converted to audio using text-to-speech technology the delivered message SHALL consist of, and in the following order:

- A sentence containing the Originator, Event, Location, and the valid time period of the EAS message constructed from the EAS ZCZC Header Code as required in FCC Rules Part 11.51(d), followed by,
- The words “This is the” followed by the full text of, or at least the first ten words from, the CAP <senderName> element, or if a <senderName> is not provided by the words “Emergency Alert System”, followed by,
- The full text of, or at least the first ten words from, the CAP <headline> element, followed by,
- The full text of, or at least the first ten words from, the CAP <event> element, followed by,
- The full text of, or at least the first one hundred words from, the CAP <areaDesc> element, followed by,
- The full text of, or at least the first one hundred words from, the CAP <description> element; followed by,
- The full text of, or at least the first one hundred words from, the CAP <instruction> element.
- Whenever the text included from the CAP <senderName>, <headline>, <event>, <areaDesc>, <description> or <instruction> elements is shorter than the full original text, any deletion SHALL be indicated by a one-second pause immediately following the shortened section of text.

In the section above, the calculation for the maximum number of words in two minutes is based on 120 WPM. However, the FCC Part 11 two-minute limit on EAS messages will be enforced regardless of the speed used or the number of words.

There SHALL be an absolute maximum of the first 200 words rendered from the combination of all of the above elements.

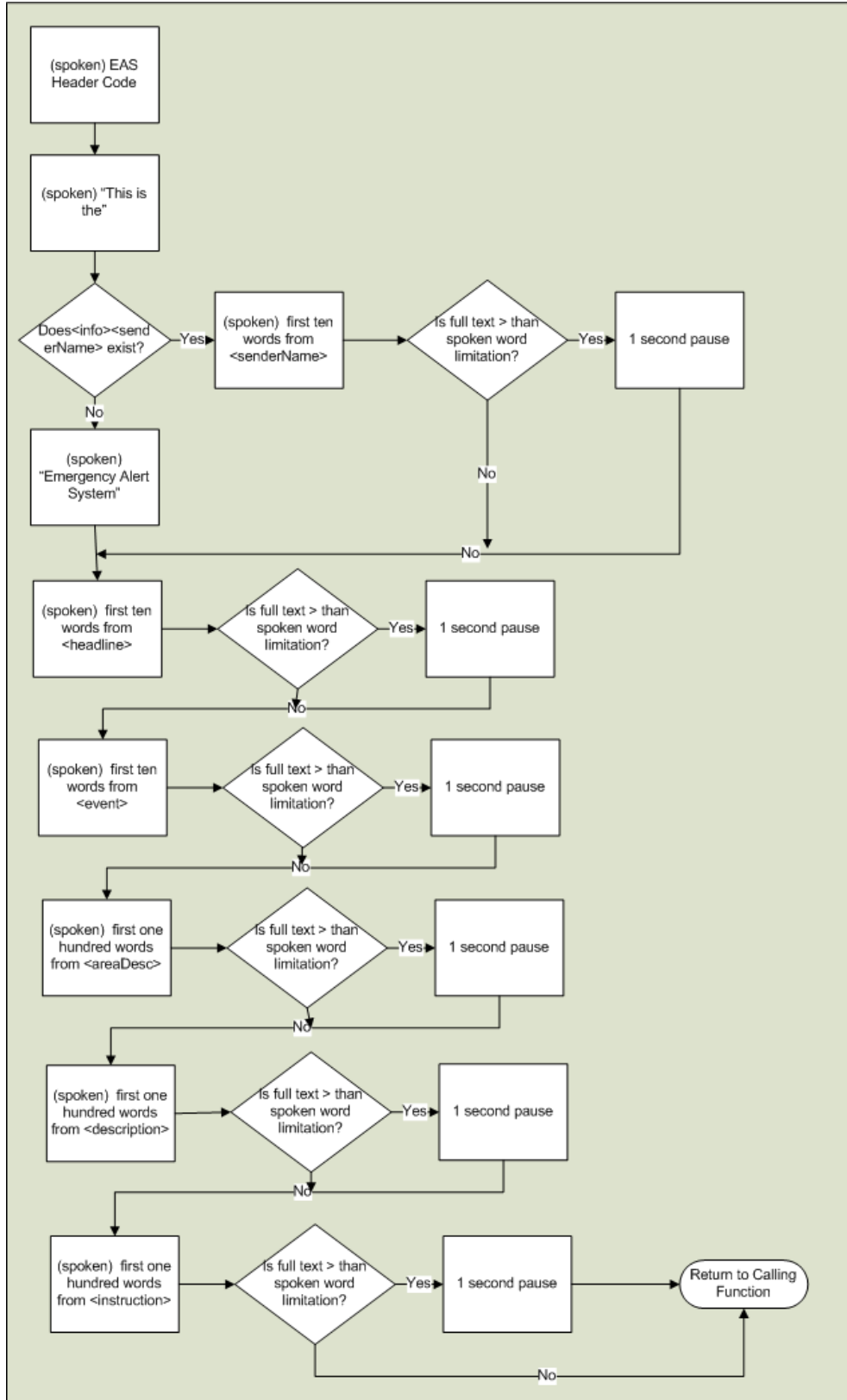


Figure 9 - Text to Speech EAS Processing

6.3. Constructing Video Display Text from IPAWS CAP v1.1 Profile

Where the CAP message is to be converted to text on a video display the delivered message SHALL consist of, and in the following order:

- A sentence containing the Originator, Event, Location and the valid time period of the EAS message constructed from the EAS ZCZC Header Code as required in FCC Rules Part 11.51(d), followed by,
- The words “This is the” followed by the full text of, or at least the first 60 characters from, the CAP <senderName> element, or if a <senderName> is not provided by the words “Emergency Alert System”, followed by,
- The full text of, or at least the first 60 characters from, the CAP <headline> element, followed by,
- The full text of, or at least the first 60 characters from, the CAP <event> element, followed by,
- The full text of, or at least the 900 characters from, the CAP <areaDesc> element, followed by,
- The full text of, or at least the first 900 characters from, the CAP <description> element; followed by,
- The full text of, or at least the first 900 characters from, the CAP <instruction> element.

Whenever the text included from the CAP <senderName>, <headline>, <event>, <areaDesc>, <description> or <instruction> elements is shorter than the full original text, any deletion SHALL be indicated by an ellipsis (“...”) immediately following the shortened section of text.

There SHALL be an absolute maximum of the first 1800 characters rendered from the combination of all of the above elements.

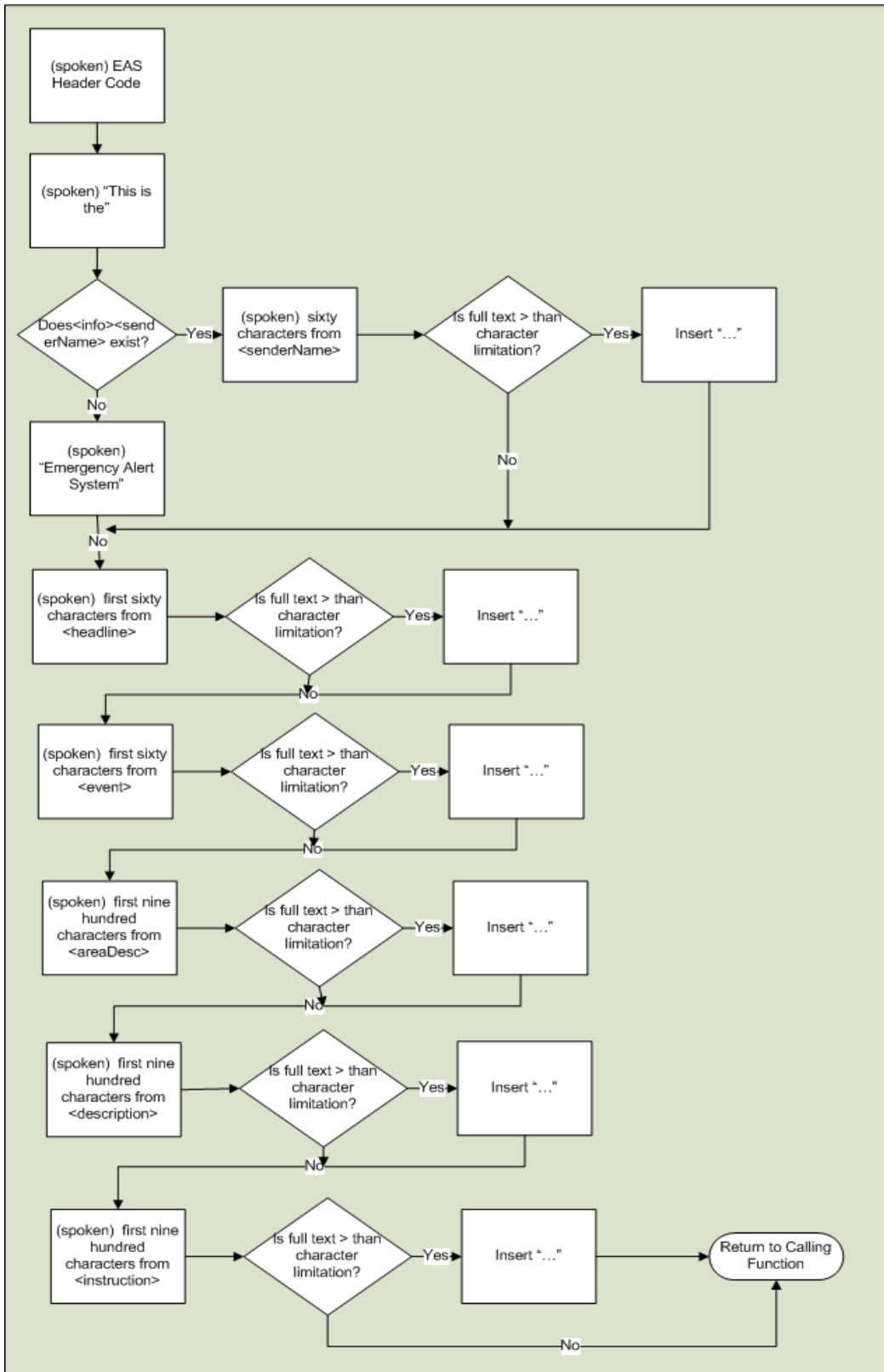


Figure 10 - Video Display Text EAS Processing

Appendix A. Acronyms

ASCII	American Standard Code for Information Interchange
ATIS	Alliance for Telecommunications Industry Solutions
CA	Class A television
CAP	Common Alert Protocol
CAPCP	Common Alerting Protocol Canadian Profile
CDC	Center for Disease Control
CFR	Code of Federal Regulations
CIV	Civil authorities
CMAS	Commercial Mobile Alerting System
DAB	Digital Audio Broadcast
DBS	Direct Broadcast Satellite
DE	Distribution Element
DHS	Department of Homeland Security
DOM	Document Object Model
EAS	Emergency Alert System
EAS-STN-ID	EAS Station Identification
ECIG	EAS-CAP Industry Group
EDXL	Emergency Data Exchange Language
EDXL-CAP	Emergency Data Exchange Language Common Alert Protocol
EDXL-DE	Emergency Data Exchange Language Distribution Element
EEE	EAS Event code Element
EOC	Emergency Operations Center
FCC	Federal Communications Commission
FEMA	Federal Emergency Management Agency
FIPS	Federal Information Processing Standards
HazCollect	HazCollect Non-weather Emergency Messages
IPAWS	Integrated Public Alert and Warning System

ISO	International Organization for Standardization
ITFS	Instructional Television Fixed Service
LPFM	Low Power FM
LPTV	Low Power TV
MDS	Multipoint Distribution Service
MMDS	Multichannel Multipoint Distribution Service
NOAA	National Oceanic and Atmospheric Administration
OASIS	Organization for the Advancement of Structured Information Standards
OIC	Office for Interoperability and Compatibility
ORG	Originator Code
PEP	Primary Entry Point
PMO	Project Management Office
RFC	Request for Comments
SDARS	Satellite Digital Audio Radio System
TIA	Telecommunications Industry Association
URL	Uniform Resource Locator
WPM	Words Per Minute
WXR	National Weather Service
XML	Extensible Markup Language

<http://www.oasis-open.org/committees/download.php/30380/FEMA%20IPAWS%20CAP%20v1.1%20Profile%20Requirements%20v2.4.doc>